

并联机器人

选型手册

Parallel robot selection Manual

D3PM



● 型号和符号

D3PM	1100	P3	A1	E1	FXGX
机型	型号	负载	控制器类型	控制柜类型	视觉
D3PM	800	P3: 3kg	A1: ATOMCONTROL	E1: ATOM-01 E2: ATOM-02 E3: 定制	F0G0: 无视觉 FXGX: 有视觉
	1100				
	1200				
	1300	P6: 6kg			
	1400				
	1600	P15: 15kg	A2: KEBA CONTROL		
	1800				
	2200				
	2800				

● Model and Symbol

D3PM	1100	P3	A1	E1	FXGX
Robot type	Type	Load Type	Control Type	Control Cabinet	Vision Type
D3PM	800	P3: 3kg	A1: ATOMCONTROL	E1: ATOM-01 E2: ATOM-02 E3: Custom	F0G0: Without vision FXGX: With vision
	1100				
	1200				
	1300	P6: 6kg			
	1400				
	1600	P15: 15kg	A2: KEBA CONTROL		
	1800				
	2200				
	2800				

D3PM-800-P3



高速度 **High speed**
高旋转精度 **High precision**
高稳定性 **High stability**
经济实用 **Economic & Practical**

型号 Type		D3PM-800-P3
轴数 Axes		3+1
最大负载 Payload		3kg
机器人本体 Manipulator	重量 Weight	67.5kg
	工作空间直径 Diameter	800mm
重复定位精度 repeatability	位置 Position	0.05mm
	旋转 Rotation	0.05°
旋转范围 Rotation range		±360°
允许负载最大旋转惯量 Allowable maximum moment of inertia		$31 \times 10^{-4} \text{kg} \cdot \text{m}^2$
主动臂角度范围 Angle range of actuated arm	上摆 Up	42.5°
	下摆 Down	65.8°
输入电源 Power supply	三相 Three-phase 380VAC -10%~+10%, 49~61HZ	
电源容量 Power capacity	6KVA	
额定功率 Rated Power	2.35kw	
保存温度 Storage temperature	-10°C~70°C	
工作环境 Work environment	-10°C~50°C, RH≤80%	
防护等级 Protection	IP55	

◆ 标准循环时间小于0.5s,满足追求最高速度和最经济需求

The standard cycle time is less than 0.5s, meeting your pursuit for the maximum speed and economic.

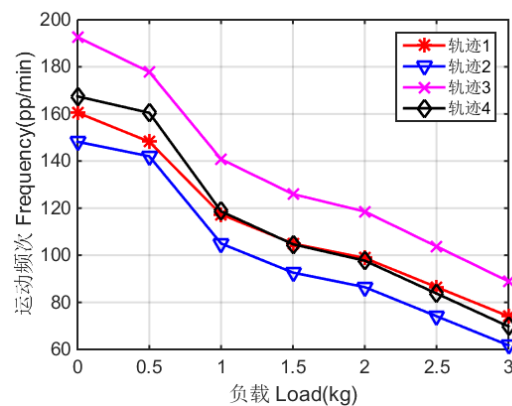
◆ 采用旋转伺服电机下置设计, 轻松满足高精度旋转作业需求

Advanced design of the rotational motor on moving platform, enables the robot to be easily achieve high rotation precision.

◆ 非常适于食品、医药等行业的高速生产作业, 主要用于小型物料的装配、搬运、分拣等

The robot is ideal for high-speed production in food and medicine industry. Widely used in assembly, handling and pick-and-place of small materials.

● 负载-频次 Load-Frequency

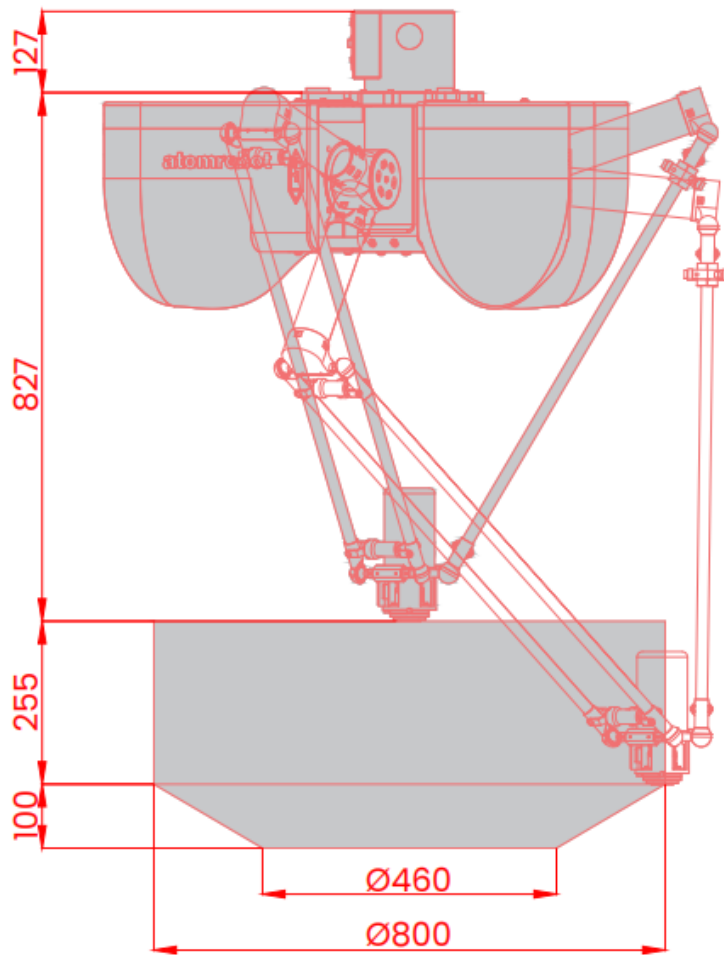


名称 Name	循环模式 Model	运动距离 Distance
轨迹1 Trajectory1	P1 → P2 → P3 → P4 → P3 → P2 → P1	h=25, b=305
轨迹2 Trajectory2	P1 → P2 → P3 → P4 → P3 → P2 → P1	h=25, b=500
轨迹3 Trajectory3	P1 → P2 → P3 → P2 → P1	h=25, b=305
轨迹4 Trajectory4	P1 → P2 → P3 → P2 → P1	h=25, b=500

特别注意: 图中节拍时间在实际条件下测得, 但根据实际运用情况的不同 (工具数据、路径半径、夹具启动等), 节拍时间也会发生变化。

外形尺寸及运动范围

Outline dimensions and Working range (mm)



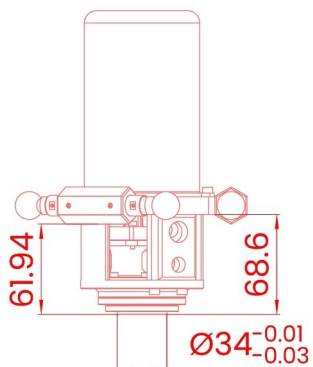
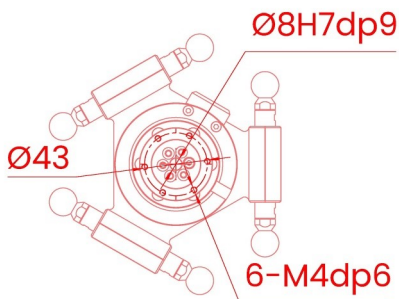
说明:

图示下部加深部分为机器人末端下表面几何中心的运动范围，上部为圆柱空间，并在下部向内收敛。

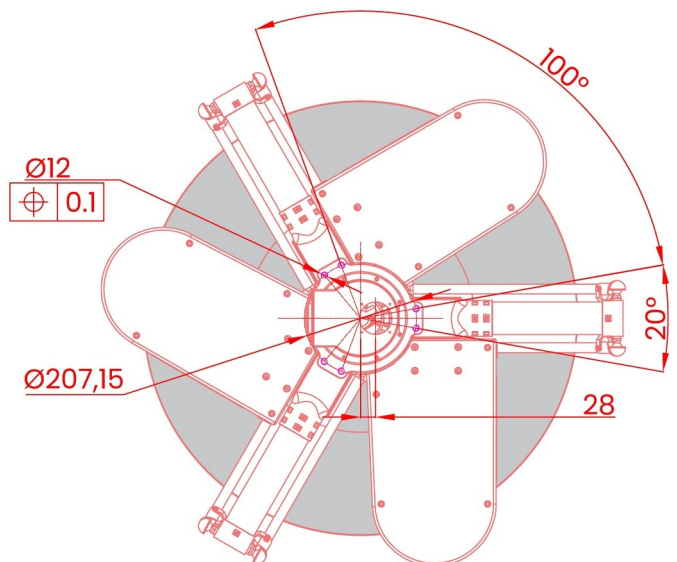
Instruction:

The bottom gray part is the workplace of bottom surface's center point of the end, which is composed of a cylinder at the top and a circular truncated cone at the bottom.

法兰 Flange (mm)



基座安装 Base installation (mm)



D3PM-1100-P3



高速度
高稳定性
大空间
经济实用

High speed
High stability
Large space
Economic & Practical

型号 Type		D3PM-1100-P3
轴数 Axes		3+1
最大负载 Payload		3kg
机器人本体 Manipulator	重量 Weight	85kg
	工作空间直径 Diameter	1100mm
重复定位精度 repeatability	位置 Position	0.05mm
	旋转 Rotation	0.05°
旋转范围 Rotation range		±360°
允许负载最大旋转惯量 Allowable maximum moment of inertia		$31 \times 10^{-4} \text{kg} \cdot \text{m}^2$
主动臂角度范围 Angle range of actuated arm	上摆 Up	32.5°
	下摆 Down	68.5°
输入电源 Power supply		三相 Three-phase 380VAC -10%~+10%, 49~61HZ
电源容量 Power capacity		10KVA
额定功率 Rated Power		6.1kw
保存温度 Storage temperature		-10°C~70°C
工作环境 Work environment		-10°C~50°C, RH≤80%
防护等级 Protection		IP55

◆ 标准循环时间小于0.4s,满足追求最高速度和最经济需求

The standard cycle time is less than 0.4s, meeting your pursuit for the maximum speed and economic.

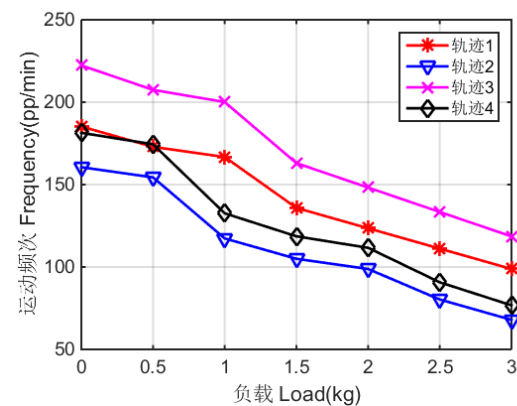
◆ 采用旋转伺服电机下置设计, 轻松满足高精度旋转作业需求

Advanced design of the rotational motor on moving platform, enables the robot to be easily achieve high rotation precision.

◆ 非常适于食品、医药等行业的高速生产作业, 主要用于小型物料的装配、搬运、分拣等

The robot is ideal for high-speed production in food and medicine industry. Widely used in assembly, handling and pick-and-place of small materials.

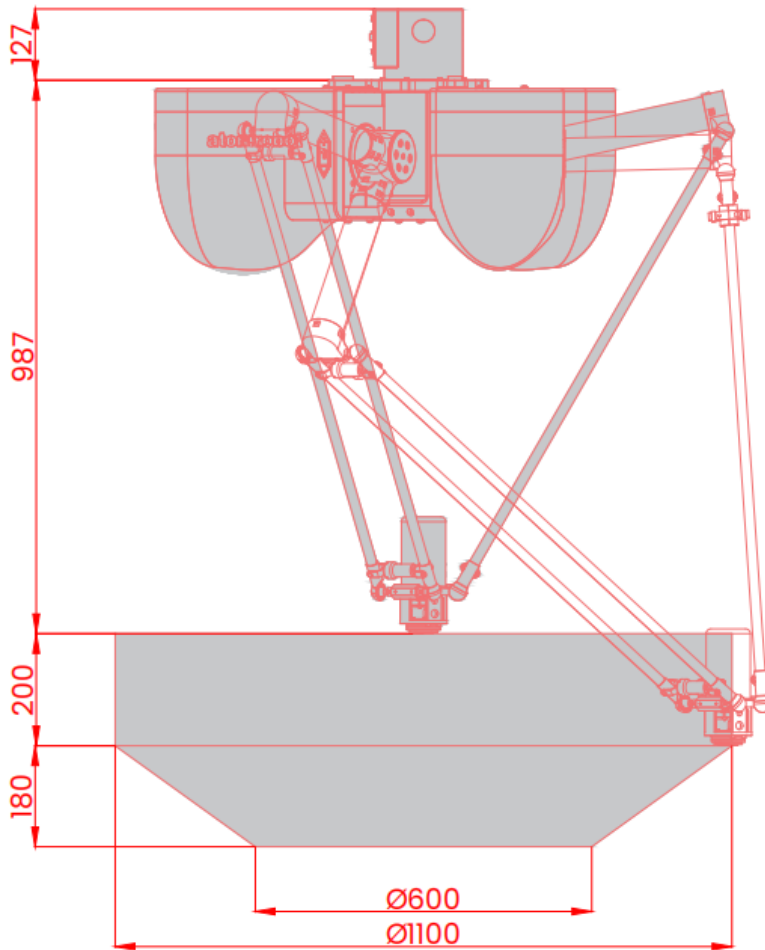
● 负载-频次 Load-Frequency



名称 Name	循环模式 Model	运动距离 Distance
轨迹1 Trajectory1	P1 → P2 → P3 → P4 → P3 → P2 → P1	h=25, b=305
轨迹2 Trajectory2	P1 → P2 → P3 → P4 → P3 → P2 → P1	h=25, b=500
轨迹3 Trajectory3	P1 → P2 → P3 → P2 → P1	h=25, b=305
轨迹4 Trajectory4	P1 → P2 → P3 → P2 → P1	h=25, b=500

特别注意: 图中节拍时间在实际条件下测得, 但根据实际运用情况的不同 (工具数据、路径半径、夹具启动等), 节拍时间也会发生变化。

外形尺寸及运动范围
Outline dimensions and Working range (mm)



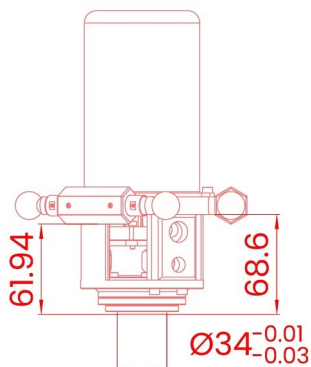
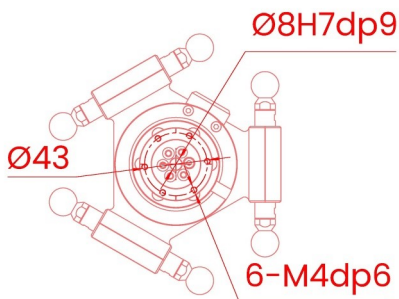
说明:

图示下部加深部分为机器人末端下表面几何中心的运动范围，上部为圆柱空间，并在下部向内收敛。

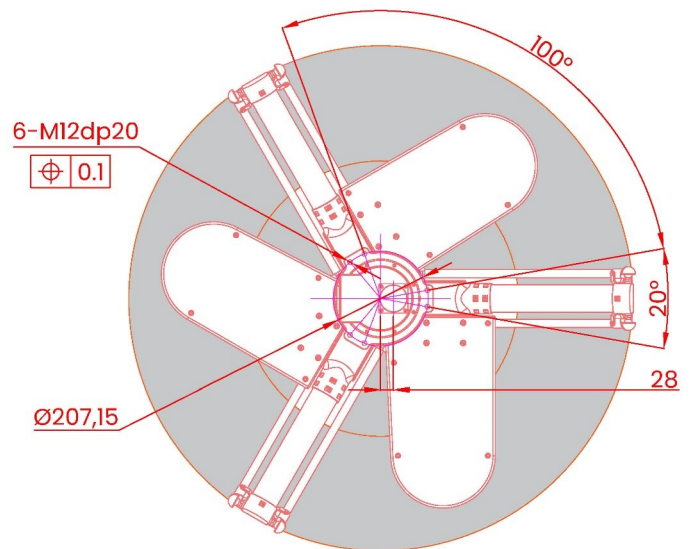
Instruction:

The bottom gray part is the workplace of bottom surface 's center point of the end, which is composed of a cylinder at the top and a circular truncated cone at the bottom.

法兰 Flange (mm)



基座安装 Base installation (mm)



D3PM-1300-P3



高速度
高稳定性
大空间
经济实用

High speed
High stability
Large space
Economic & Practical

型号 Type		D3PM-1300-P3
轴数 Axes		3+1
最大负载 Payload		3kg
机器人本体 Manipulator	重量 Weight	86.5kg
	工作空间直径 Diameter	1300mm
重复定位精度 repeatability	位置 Position	0.05mm
	旋转 Rotation	0.05°
旋转范围 Rotation range		±360°
允许负载最大旋转惯量 Allowable maximum moment of inertia		$31 \times 10^{-4} \text{ kg} \cdot \text{m}^2$
主动臂角度范围 Angle range of actuated arm	上摆 Up	31.5°
	下摆 Down	74°
输入电源 Power supply	三相 Three-phase 380VAC -10%~+10%, 49~61HZ	
电源容量 Power capacity	10KVA	
额定功率 Rated Power	6.1kw	
保存温度 Storage temperature	-10°C~70°C	
工作环境 Work environment	-10°C~50°C, RH≤80%	
防护等级 Protection	IP55	

◆ 标准循环时间小于0.4s,满足追求最高速度和最经济需求

The standard cycle time is less than 0.4s, meeting your pursuit for the maximum speed and economic.

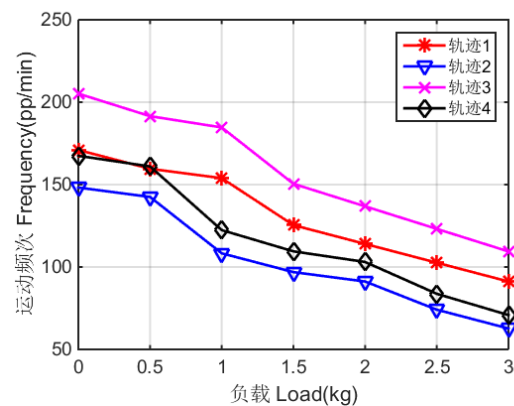
◆ 采用旋转伺服电机下置设计, 轻松满足高精度旋转作业需求

Advanced design of the rotational motor on moving platform, enables the robot to be easily achieve high rotation precision.

◆ 非常适于食品、医药等行业的高速生产作业, 主要用于小型物料的装配、搬运、分拣等

The robot is ideal for high-speed production in food and medicine industry. Widely used in assembly, handling and pick-and-place of small materials.

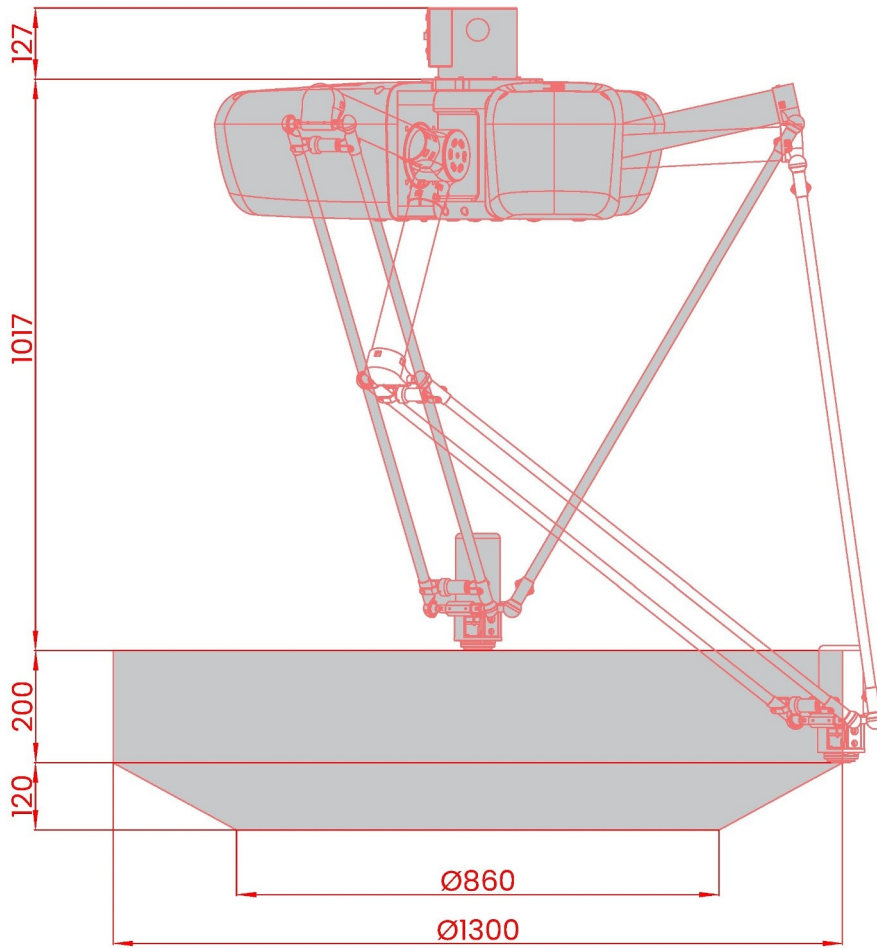
● 负载-频次 Load-Frequency



名称 Name	循环模式 Model	运动距离 Distance
轨迹1 Trajectory1	P1 → P2 → P3 → P4 → P3 → P2 → P1	h=25, b=305
轨迹2 Trajectory2	P1 → P2 → P3 → P4 → P3 → P2 → P1	h=25, b=500
轨迹3 Trajectory3	P1 → P2 → P3 → P2 → P1	h=25, b=305
轨迹4 Trajectory4	P1 → P2 → P3 → P2 → P1	h=25, b=500

特别注意: 图中节拍时间在实际条件下测得, 但根据实际运用情况的不同 (工具数据、路径半径、夹具启动等), 节拍时间也会发生变化。

外形尺寸及运动范围
Outline dimensions and Working range (mm)



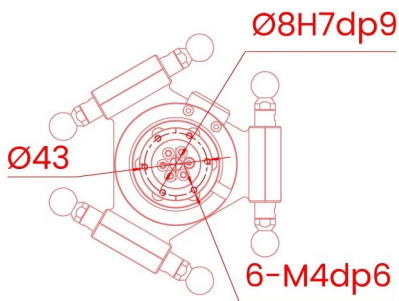
说明:

图示下部加深部分为机器人末端运动范围，上部为圆柱空间，并在下部向内收敛。

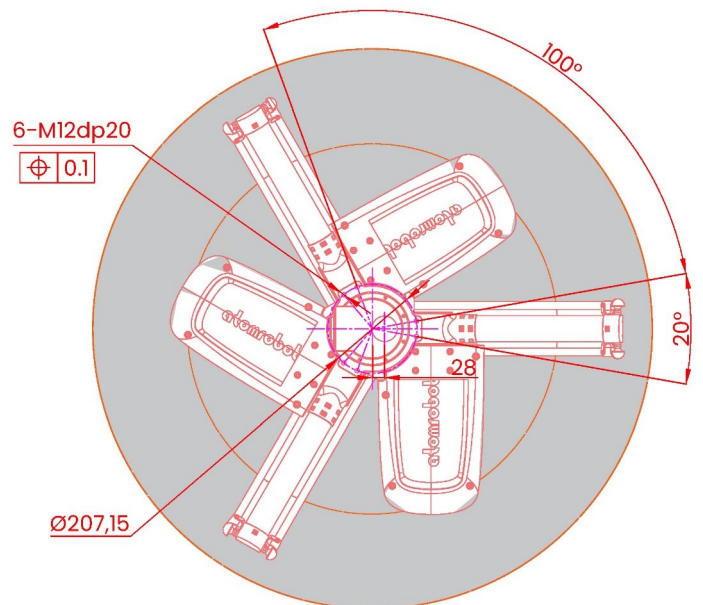
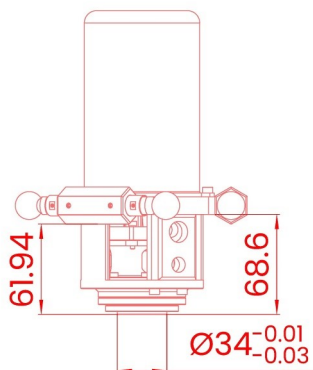
Instruction:

The bottom gray part is the workplace of moving platform which is composed of a cylinder at the top and a circular truncated cone at the bottom.

法兰 Flange (mm)



底座安装 Base installation (mm)



D3PM-1400-P3



高速度
高稳定性
大空间
经济实用

High speed
High stability
Large space
Economic & Practical

型号 Type		D3PM-1400-P3
轴数 Axes		3+1
最大负载 Payload		3kg
机器人本体 Manipulator	重量 Weight	79.5kg
	工作空间直径 Diameter	1400mm
重复定位精度 repeatability	位置 Position	0.05mm
	旋转 Rotation	0.05°
旋转范围 Rotation range		±360°
允许负载最大旋转惯量 Allowable maximum moment of inertia		$31 \times 10^{-4} \text{ kg} \cdot \text{m}^2$
主动臂角度范围 Angle range of actuated arm	上摆 Up	22°
	下摆 Down	76°
输入电源 Power supply	三相 Three-phase 380VAC -10%~+10%, 49~61HZ	
电源容量 Power capacity	10KVA	
额定功率 Rated Power	6.1kw	
保存温度 Storage temperature	-10°C~70°C	
工作环境 Work environment	-10°C~50°C, RH≤80%	
防护等级 Protection	IP55	

◆ 标准循环时间小于0.4s,满足追求最高速度和最经济需求

The standard cycle time is less than 0.3s, meeting your pursuit for the maximum speed and economic.

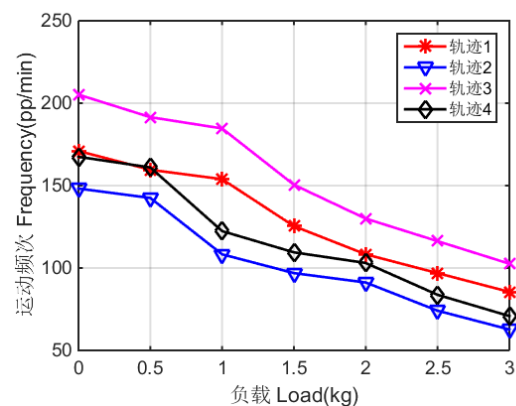
◆ 采用旋转伺服电机下置设计, 轻松满足高精度旋转作业需求

Advanced design of the rotational motor on moving platform, enables the robot to be easily achieve high rotation precision.

◆ 非常适于食品、医药等行业的高速生产作业, 主要用于小型物料的装配、搬运、分拣等

The robot is ideal for high-speed production in food and medicine industry. Widely used in assembly, handling and pick-and-place of small materials.

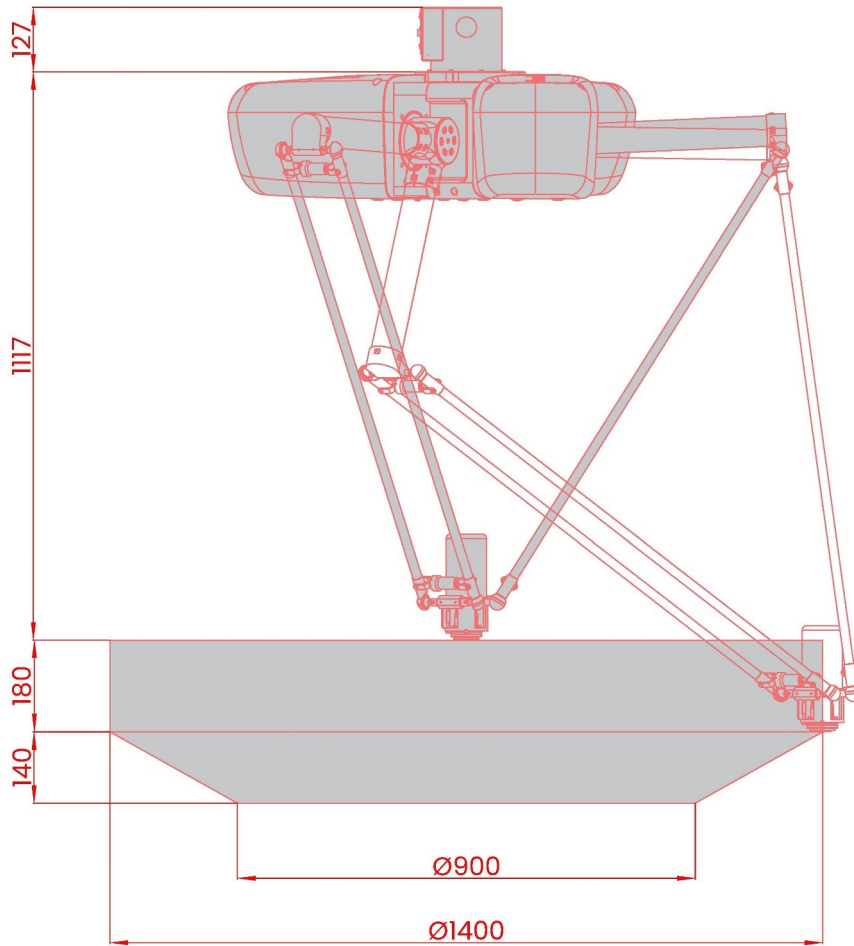
● 负载-频次 Load-Frequency



名称 Name	循环模式 Model	运动距离 Distance
轨迹1 Trajectory1	P1 → P2 → P3 → P4 → P3 → P2 → P1	h=25, b=305
轨迹2 Trajectory2	P1 → P2 → P3 → P4 → P3 → P2 → P1	h=25, b=500
轨迹3 Trajectory3	P1 → P2 → P3 → P2 → P1	h=25, b=305
轨迹4 Trajectory4	P1 → P2 → P3 → P2 → P1	h=25, b=500

特别注意: 图中节拍时间在实际条件下测得, 但根据实际运用情况的不同 (工具数据、路径半径、夹具启动等), 节拍时间也会发生变化。

外形尺寸及运动范围
Outline dimensions and Working range (mm)



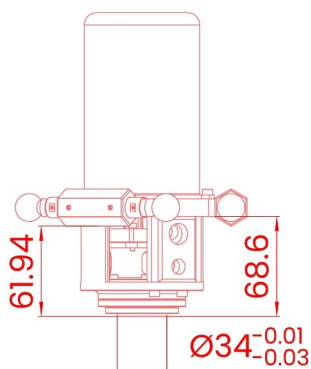
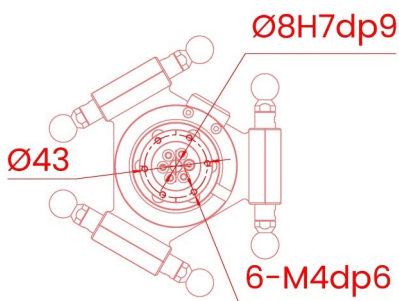
说明:

图示下部加深部分为机器人末端运动范围, 上部为圆柱空间, 并在下部向内收敛。

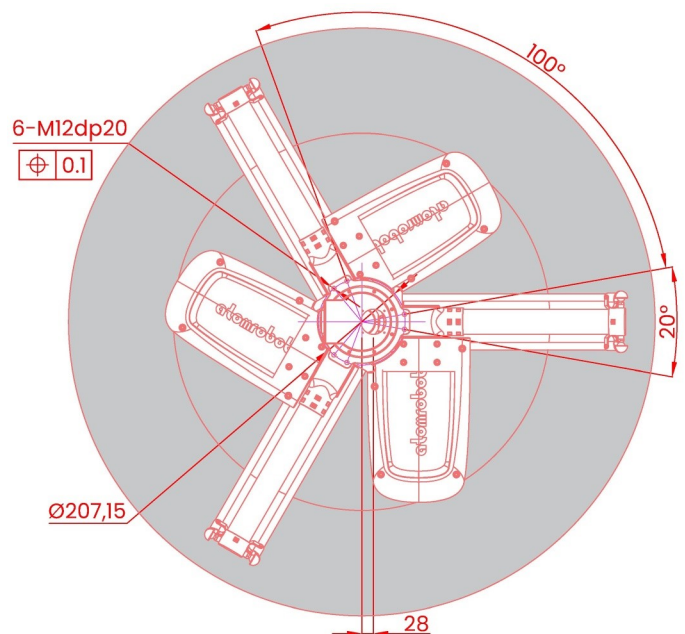
Instruction:

The bottom gray part is the workplace of moving platform which is composed of a cylinder at the top and a circular truncated cone at the bottom.

法兰 Flange (mm)



基座安装 Base installation (mm)



D3PM-1600-P3



高速度
高稳定性
大空间
经济实用

High speed
High stability
Large space
Economic & Practical

型号 Type		D3PM-1600-P3
轴数 Axes		3+1
最大负载 Payload		3kg
机器人本体 Manipulator	重量 Weight	79.7kg
	工作空间直径 Diameter	1600mm
重复定位精度 repeatability	位置 Position	0.05mm
	旋转 Rotation	0.05°
旋转范围 Rotation range		±360°
允许负载最大旋转惯量 Allowable maximum moment of inertia		$31 \times 10^{-4} \text{ kg} \cdot \text{m}^2$
主动臂角度范围 Angle range of actuated arm	上摆 Up	22°
	下摆 Down	76°
输入电源 Power supply		三相 Three-phase 380VAC -10%~+10%, 49~61HZ
电源容量 Power capacity		10KVA
额定功率 Rated Power		6.1kw
保存温度 Storage temperature		-10°C~70°C
工作环境 Work environment		-10°C~50°C, RH≤80%
防护等级 Protection		IP55

◆ 标准循环时间小于0.4s,满足追求最高速度和最经济需求

The standard cycle time is less than 0.3s, meeting your pursuit for the maximum speed and economic.

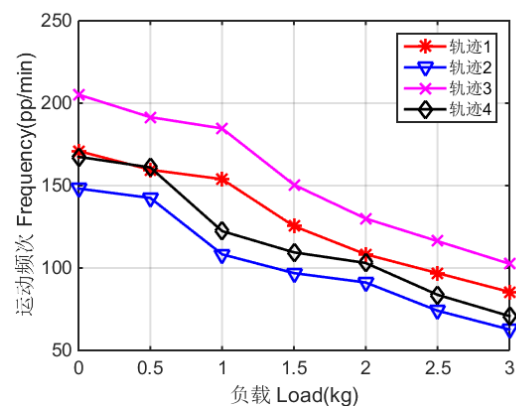
◆ 采用旋转伺服电机下置设计, 轻松满足高精度旋转作业需求

Advanced design of the rotational motor on moving platform, enables the robot to be easily achieve high rotation precision.

◆ 非常适于食品、医药等行业的高速生产作业, 主要用于小型物料的装配、搬运、分拣等

The robot is ideal for high-speed production in food and medicine industry. Widely used in assembly, handling and pick-and-place of small materials.

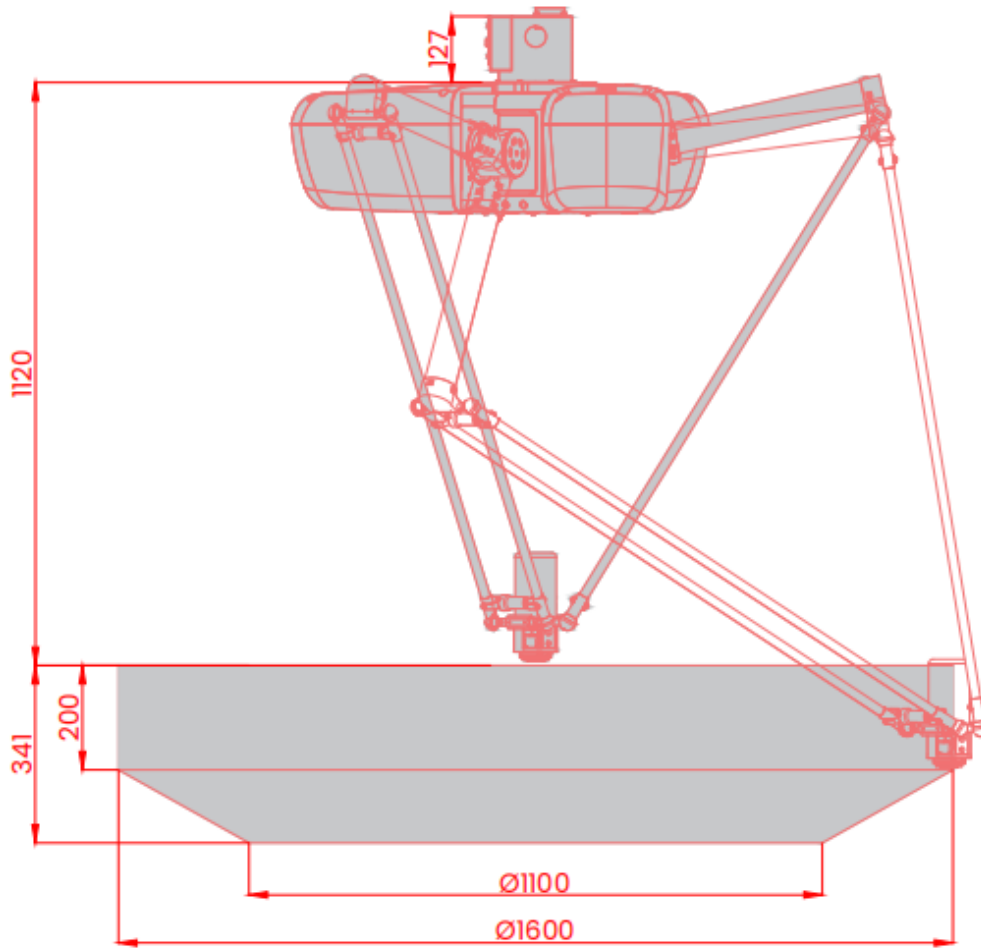
● 负载-频次 Load-Frequency



名称 Name	循环模式 Model	运动距离 Distance
轨迹1 Trajectory1	P1 → P2 → P3 → P4 → P3 → P2 → P1	h=25, b=305
轨迹2 Trajectory2	P1 → P2 → P3 → P4 → P3 → P2 → P1	h=25, b=500
轨迹3 Trajectory3	P1 → P2 → P3 → P2 → P1	h=25, b=305
轨迹4 Trajectory4	P1 → P2 → P3 → P2 → P1	h=25, b=500

特别注意: 图中节拍时间在实际条件下测得, 但根据实际运用情况的不同 (工具数据、路径半径、夹具启动等), 节拍时间也会发生变化。

外形尺寸及运动范围
Outline dimensions and Working range (mm)



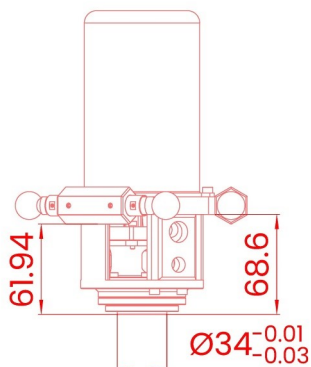
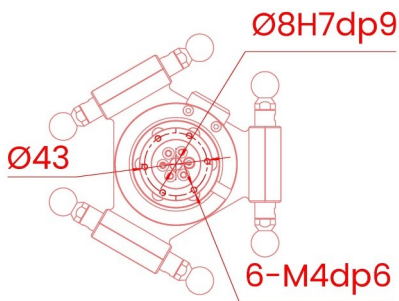
说明:

图示下部加深部分为机器人末端运动范围, 上部为圆柱空间, 并在下部向内收敛。

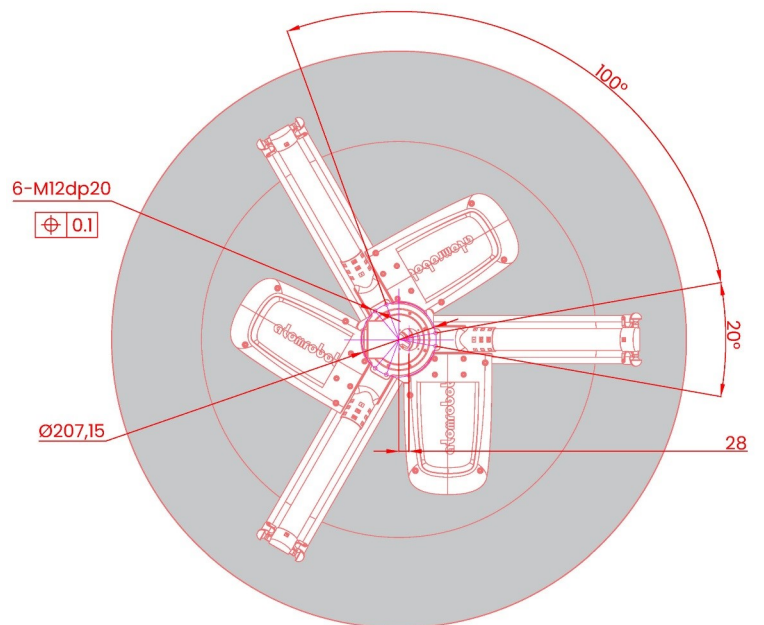
Instruction:

The bottom gray part is the workplace of moving platform which is composed of a cylinder at the top and a circular truncated cone at the bottom.

法兰 Flange (mm)



基座安装 Base installation (mm)



D3PM-1600-P6



高速度
高稳定性
大空间
经济实用

High speed
High stability
Large space
Economic & Practical

型号 Type		D3PM-1600-P6
轴数 Axes		3+1
最大负载 Payload		6kg
机器人本体 Manipulator	重量 Weight	79.7kg
	工作空间直径 Diameter	1600mm
重复定位精度 repeatability	位置 Position	0.05mm
	旋转 Rotation	0.05°
旋转范围 Rotation range		±360°
允许负载最大旋转惯量 Allowable maximum moment of inertia		$31 \times 10^{-4} \text{ kg} \cdot \text{m}^2$
主动臂角度范围 Angle range of actuated arm	上摆 Up	22°
	下摆 Down	76°
输入电源 Power supply	三相 Three-phase 380VAC -10%~+10%, 49~61HZ	
电源容量 Power capacity	10KVA	
额定功率 Rated Power	6.1kw	
保存温度 Storage temperature	-10°C~70°C	
工作环境 Work environment	-10°C~50°C, RH≤80%	
防护等级 Protection	IP55	

◆ 标准循环时间小于0.4s,满足追求最高速度和最经济需求

The standard cycle time is less than 0.3s, meeting your pursuit for the maximum speed and economic.

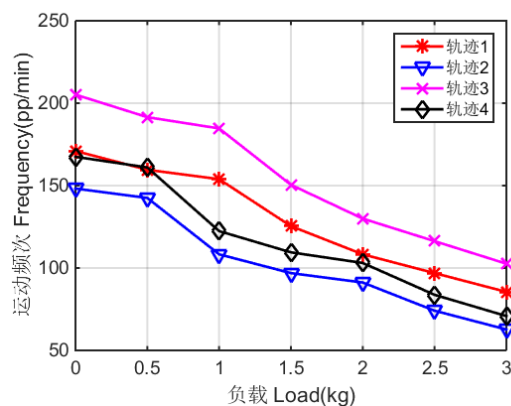
◆ 采用旋转伺服电机下置设计, 轻松满足高精度旋转作业需求

Advanced design of the rotational motor on moving platform, enables the robot to be easily achieve high rotation precision.

◆ 非常适于食品、医药等行业的高速生产作业, 主要用于小型物料的装配、搬运、分拣等

The robot is ideal for high-speed production in food and medicine industry. Widely used in assembly, handling and pick-and-place of small materials.

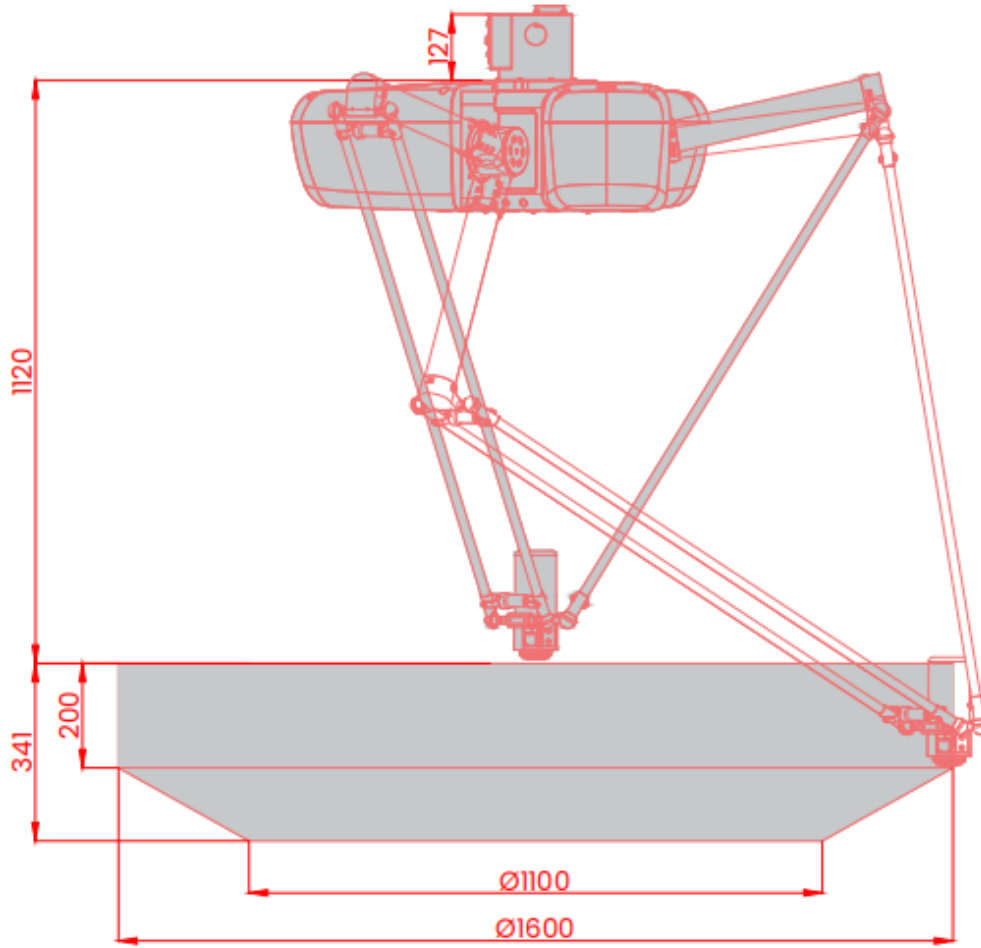
● 负载-频次 Load-Frequency



名称 Name	循环模式 Model	运动距离 Distance
轨迹1 Trajectory1	P1 → P2 → P3 → P4 → P3 → P2 → P1	h=25, b=305
轨迹2 Trajectory2	P1 → P2 → P3 → P4 → P3 → P2 → P1	h=25, b=500
轨迹3 Trajectory3	P1 → P2 → P3 → P2 → P1	h=25, b=305
轨迹4 Trajectory4	P1 → P2 → P3 → P2 → P1	h=25, b=500

特别注意: 图中节拍时间在实际条件下测得, 但根据实际运用情况的不同 (工具数据、路径半径、夹具启动等), 节拍时间也会发生变化。

外形尺寸及运动范围
Outline dimensions and Working range (mm)



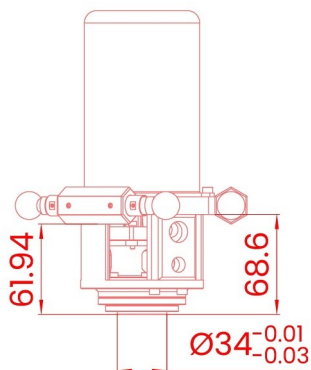
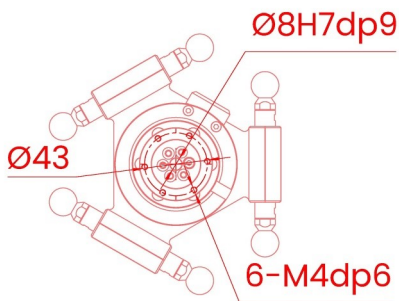
说明:

图示下部加深部分为机器人末端运动范围, 上部为圆柱空间, 并在下部向内收敛。

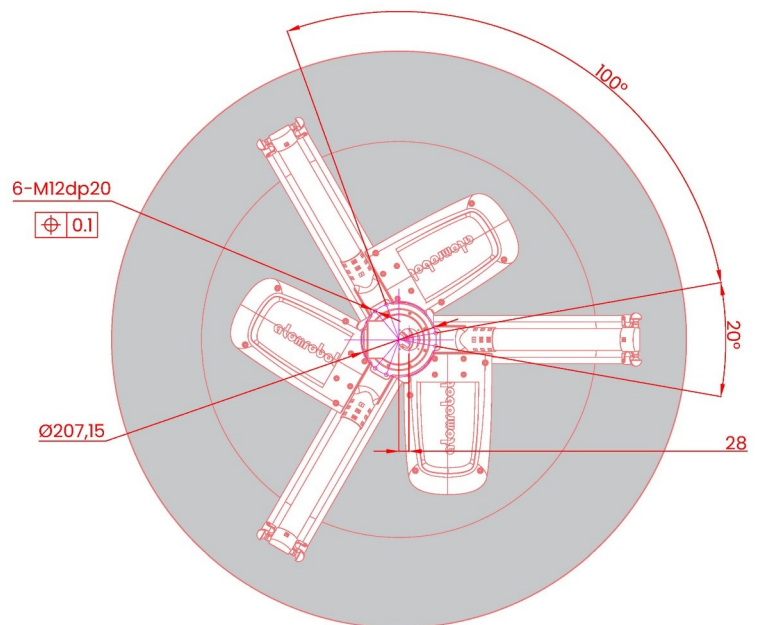
Instruction:

The bottom gray part is the workplace of moving platform which is composed of a cylinder at the top and a circular truncated cone at the bottom.

法兰 Flange (mm)



底座安装 Base installation (mm)



D3PM-1100-P15



高稳定性

大空间

重负载

高旋转精度

High stability

Large space

Heavy load

High rotation precision

- ◆ 标准循环时间小于0.6s,满足追求最高负载和最经济需求

The standard cycle time is less than 0.6s, meeting your pursuit for the maximum load and economic.

- ◆ 采用旋转伺服电机下置设计, 轻松满足高精度旋转作业需求

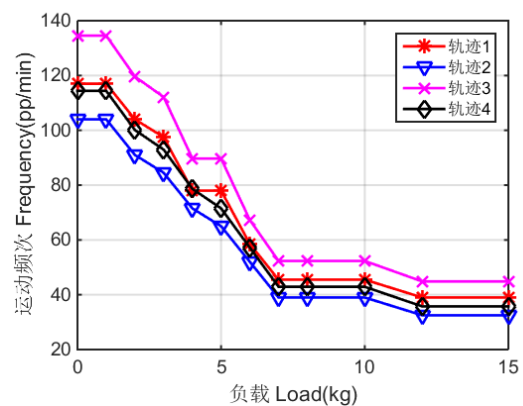
Advanced design of the rotational motor on moving platform, enables the robot to be easily achieve high rotation precision.

- ◆ 非常适于食品、医药等行业的高速生产作业, 主要用于较重型物料的装配、搬运、分拣等

The robot is ideal for high-speed production in food and medicine industry. Widely used in assembly, handling and pick-and-place of heavy materials.

型号 Type		D3PM-1100-P15
轴数 Axes		3+1
最大负载 Payload		15kg
机器人本体 Manipulator	重量 Weight	113kg
	工作空间直径 Diameter	1100mm
重复定位精度 repeatability	位置 Position	0.05mm
	旋转 Rotation	0.025°
旋转范围 Rotation range		±360°
允许负载最大旋转惯量 Allowable maximum moment of inertia		0.224kg·m ²
主动臂角度范围 Angle range of actuated arm	上摆 Up	23.5°
	下摆 Down	70°
输入电源 Power supply	三相 Three-phase 380VAC -10%~+10%, 49~61HZ	
电源容量 Power capacity	10KVA	
额定功率 Rated Power	6.2kw	
保存温度 Storage temperature	-10°C~70°C	
工作环境 Work environment	-10°C~50°C, RH≤80%	
防护等级 Protection	IP55	

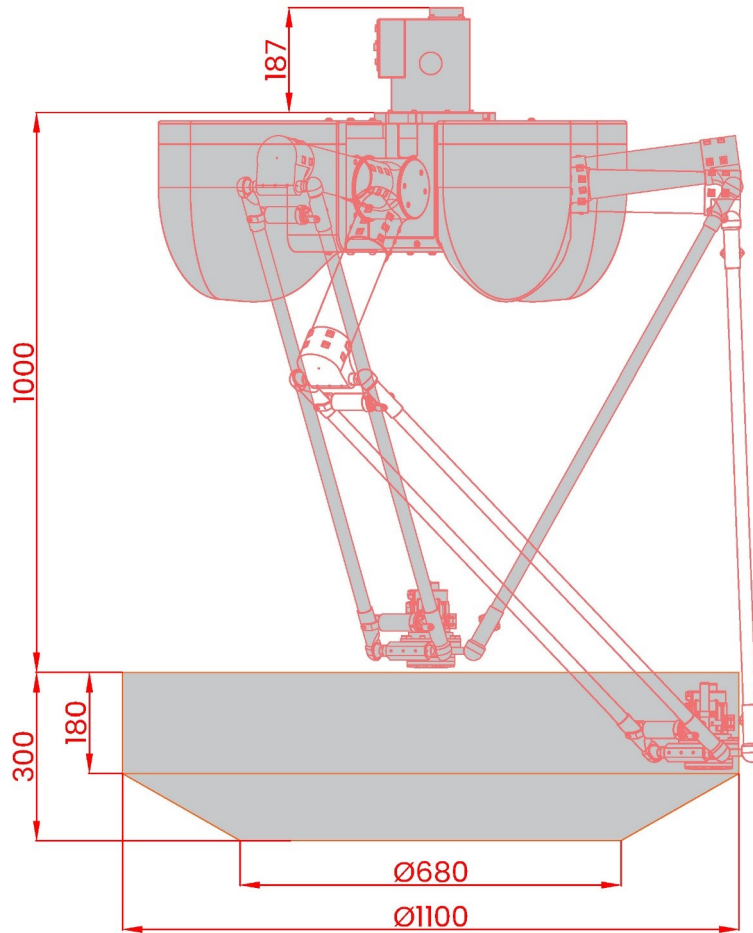
● 负载-频次 Load-Frequency



名称 Name	循环模式 Model	运动距离 Distance
轨迹1 Trajectory1	P1 → P2 → P3 → P4 → P3 → P2 → P1	h=25, b=305
轨迹2 Trajectory2	P1 → P2 → P3 → P4 → P3 → P2 → P1	h=25, b=500
轨迹3 Trajectory3	P1 → P2 → P3 → P2 → P1	h=25, b=305
轨迹4 Trajectory4	P1 → P2 → P3 → P2 → P1	h=25, b=500

特别注意: 图中节拍时间在实际条件下测得, 但根据实际运用情况的不同 (工具数据、路径半径、夹具启动等), 节拍时间也会发生变化。

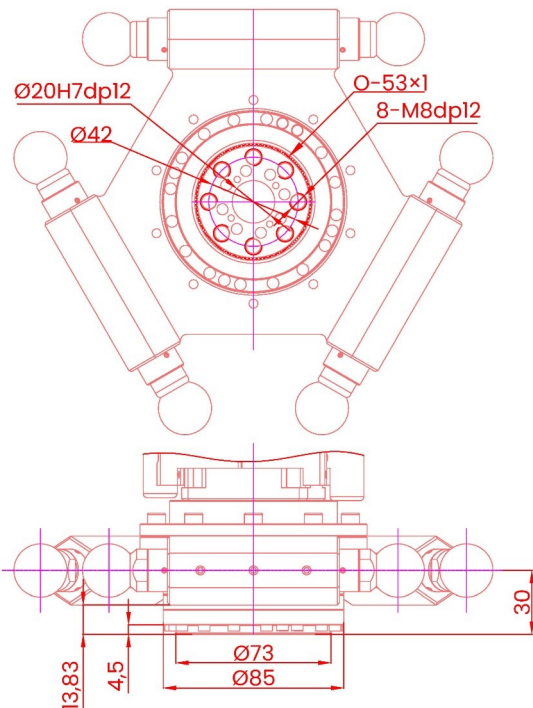
外形尺寸及运动范围
Outline dimensions and Working range (mm)



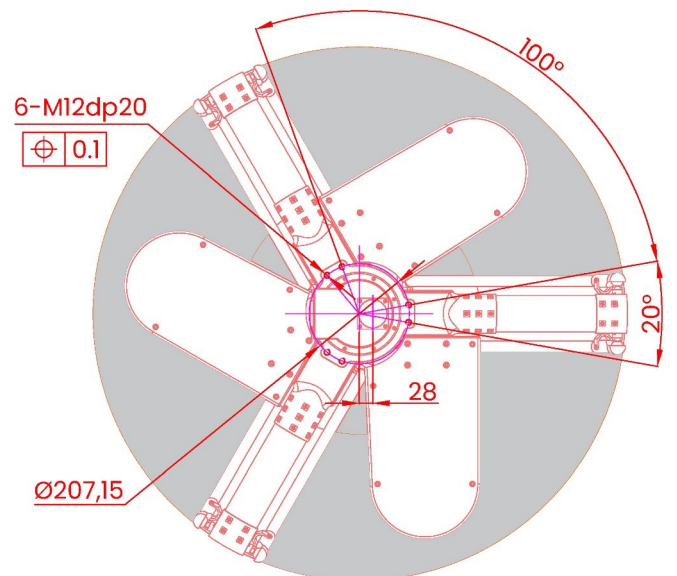
说明:
图示下部加深部分为机器人末端下表面几何中心的运动范围,上部为圆柱空间,并在下部向内收敛。

Instruction:
The bottom gray part is the workplace of bottom surface 's center point of the end, which is composed of a cylinder at the top and a circular truncated cone at the bottom.

法兰 Flange (mm)



底座安装 Base installation (mm)



D3PM-1400-P15



高稳定性

大空间

重负载

高旋转精度

High stability

Large space

Heavy load

High rotation precision

型号 Type		D3PM-1400-P15
轴数 Axes		3+1
最大负载 Payload		15kg
机器人本体 Manipulator	重量 Weight	125kg
	工作空间直径 Diameter	1400mm
重复定位精度 repeatability	位置 Position	0.05mm
	旋转 Rotation	0.025°
旋转范围 Rotation range		±360°
允许负载最大旋转惯量 Allowable maximum moment of inertia		0.224kg·m ²
主动臂角度范围 Angle range of actuated arm	上摆 Up	29.9°
	下摆 Down	63.6°
输入电源 Power supply	三相 Three-phase 380VAC -10%~+10%, 49~61HZ	
电源容量 Power capacity	10KVA	
额定功率 Rated Power	6.2kw	
保存温度 Storage temperature	-10°C~70°C	
工作环境 Work environment	-10°C~50°C, RH≤80%	
防护等级 Protection	IP55	

- ◆ 标准循环时间小于0.6s,满足追求最高负载和最经济需求

The standard cycle time is less than 0.6s, meeting your pursuit for the maximum load and economic.

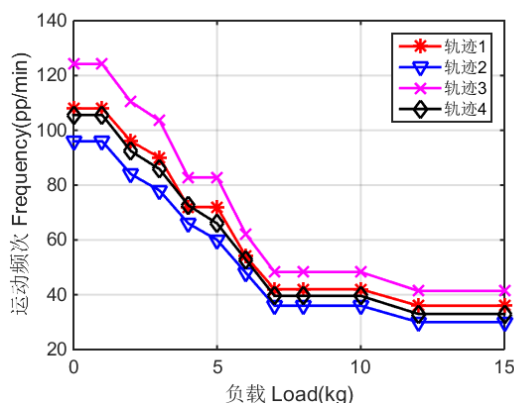
- ◆ 采用旋转伺服电机下置设计, 轻松满足高精度旋转作业需求

Advanced design of the rotational motor on moving platform, enables the robot to be easily achieve high rotation precision.

- ◆ 非常适于食品、医药等行业的高速生产作业, 主要用于较重型物料的装配、搬运、分拣等

The robot is ideal for high-speed production in food and medicine industry. Widely used in assembly, handling and pick-and-place of heavy materials.

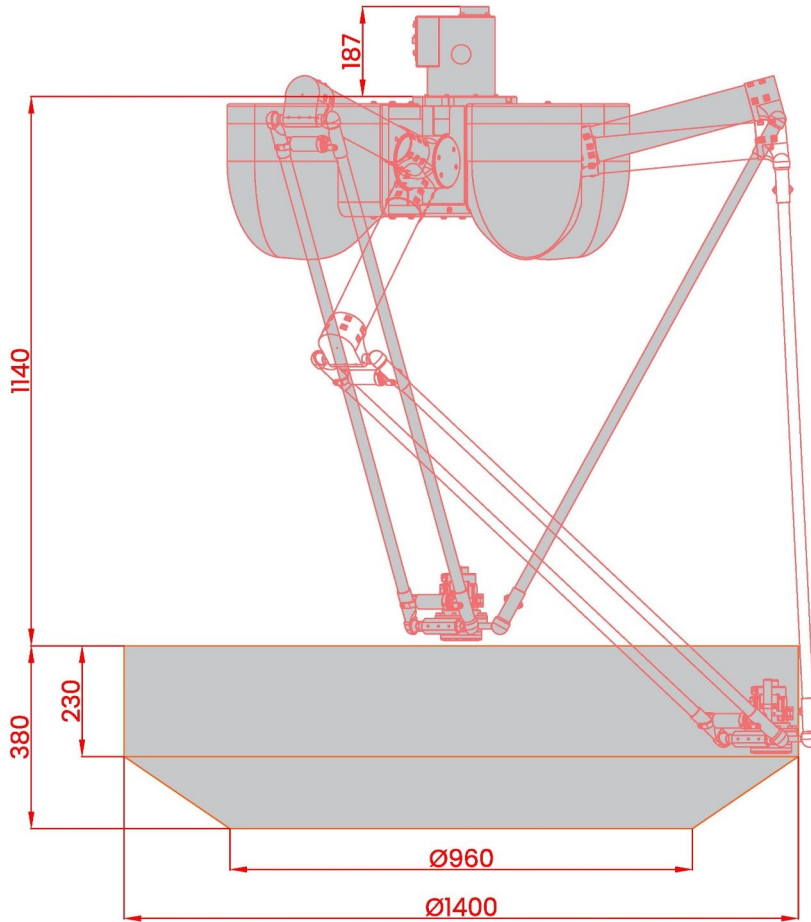
● 负载-频次 Load-Frequency



名称 Name	循环模式 Model	运动距离 Distance
轨迹1 Trajectory1	P1 → P2 → P3 → P4 → P3 → P2 → P1	h=25, b=305
轨迹2 Trajectory2	P1 → P2 → P3 → P4 → P3 → P2 → P1	h=25, b=500
轨迹3 Trajectory3	P1 → P2 → P3 → P2 → P1	h=25, b=305
轨迹4 Trajectory4	P1 → P2 → P3 → P2 → P1	h=25, b=500

特别注意: 图中节拍时间在实际条件下测得, 但根据实际运用情况的不同 (工具数据、路径半径、夹具启动等), 节拍时间也会发生变化。

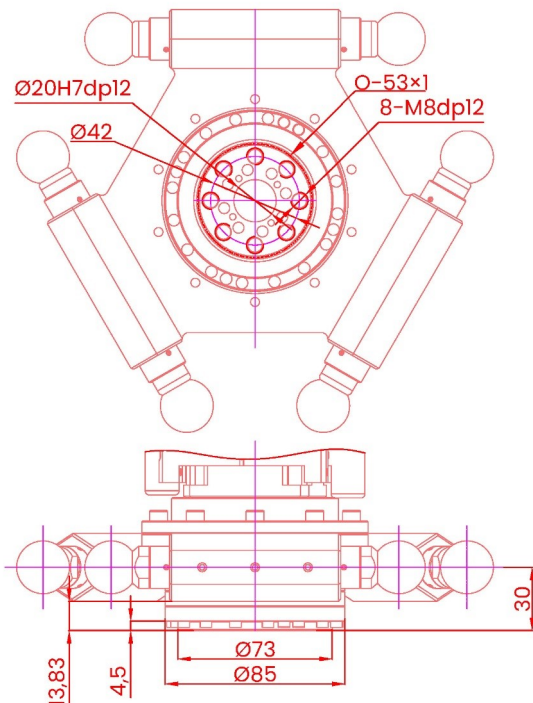
外形尺寸及运动范围
Outline dimensions and Working range (mm)



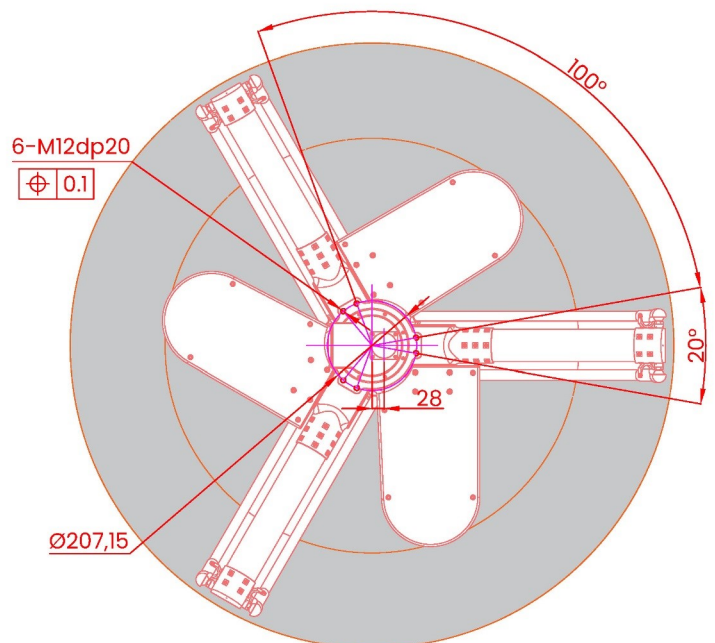
说明:
图示下部加深部分为机器人末端下表面几何中心的运动范围,上部为圆柱空间,并在下部向内收敛。

Instruction:
The bottom gray part is the workplace of bottom surface's center point of the end, which is composed of a cylinder at the top and a circular truncated cone at the bottom.

法兰 Flange (mm)



基座安装 Base installation (mm)



D3PM-1600-P15



高稳定性

大空间

重负载

高旋转精度

High stability

Large space

Heavy load

High rotation precision

型号 Type		D3PM-1600-P15
轴数 Axes		3+1
最大负载 Payload		15kg
机器人本体 Manipulator	重量 Weight	131kg
	工作空间直径 Diameter	1600mm
重复定位精度 repeatability	位置 Position	0.05mm
	旋转 Rotation	0.025°
旋转范围 Rotation range		±360°
允许负载最大旋转惯量 Allowable maximum moment of inertia		0.224kg·m ²
主动臂角度范围 Angle range of actuated arm	上摆 Up	23°
	下摆 Down	71.5°
输入电源 Power supply	三相 Three-phase 380VAC -10%~+10%, 49~61HZ	
电源容量 Power capacity	10KVA	
额定功率 Rated Power	6.2kw	
保存温度 Storage temperature	-10°C~70°C	
工作环境 Work environment	-10°C~50°C, RH≤80%	
防护等级 Protection	IP55	

- ◆ 标准循环时间小于0.6s,满足追求最高负载和最经济需求

The standard cycle time is less than 0.6s, meeting your pursuit for the maximum load and economic.

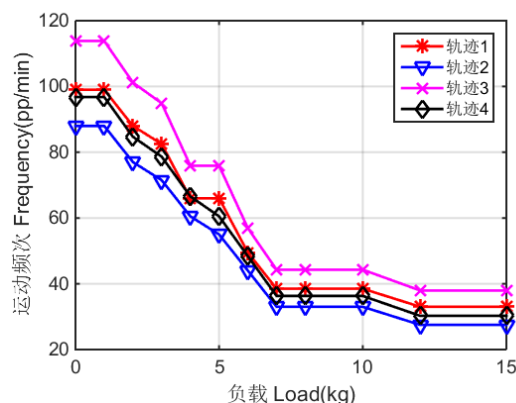
- ◆ 采用旋转伺服电机下置设计, 轻松满足高精度旋转作业需求

Advanced design of the rotational motor on moving platform, enables the robot to be easily achieve high rotation precision.

- ◆ 非常适于食品、医药等行业的高速生产作业, 主要用于较重型物料的装配、搬运、分拣等

The robot is ideal for high-speed production in food and medicine industry. Widely used in assembly, handling and pick-and-place of heavy materials.

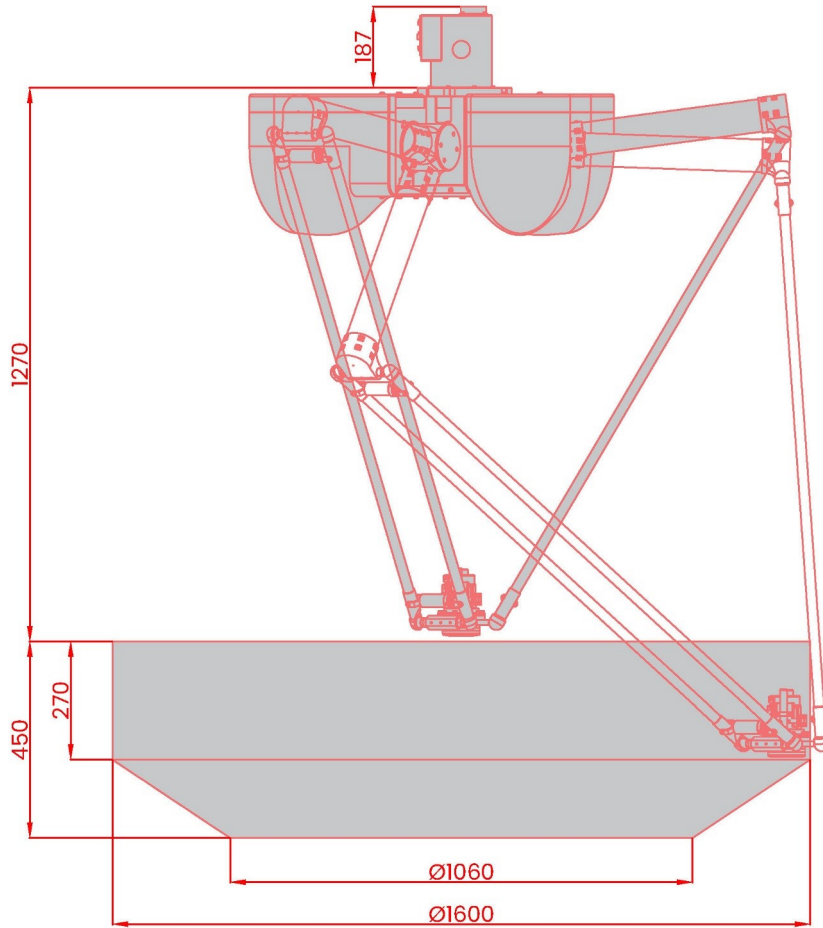
● 负载-频次 Load-Frequency



名称 Name	循环模式 Model	运动距离 Distance
轨迹1 Trajectory1	P1 → P2 → P3 → P4 → P3 → P2 → P1	h=25, b=305
轨迹2 Trajectory2	P1 → P2 → P3 → P4 → P3 → P2 → P1	h=25, b=500
轨迹3 Trajectory3	P1 → P2 → P3 → P2 → P1	h=25, b=305
轨迹4 Trajectory4	P1 → P2 → P3 → P2 → P1	h=25, b=500

特别注意: 图中节拍时间在实际条件下测得, 但根据实际运用情况的不同 (工具数据、路径半径、夹具启动等), 节拍时间也会发生变化。

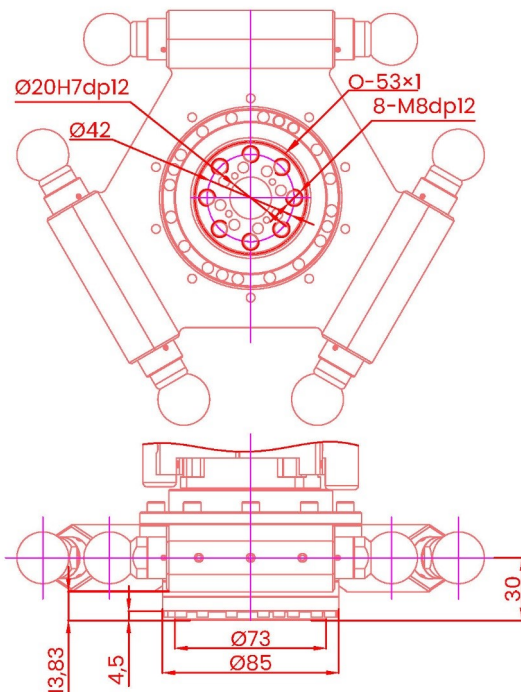
外形尺寸及运动范围
Outline dimensions and Working range (mm)



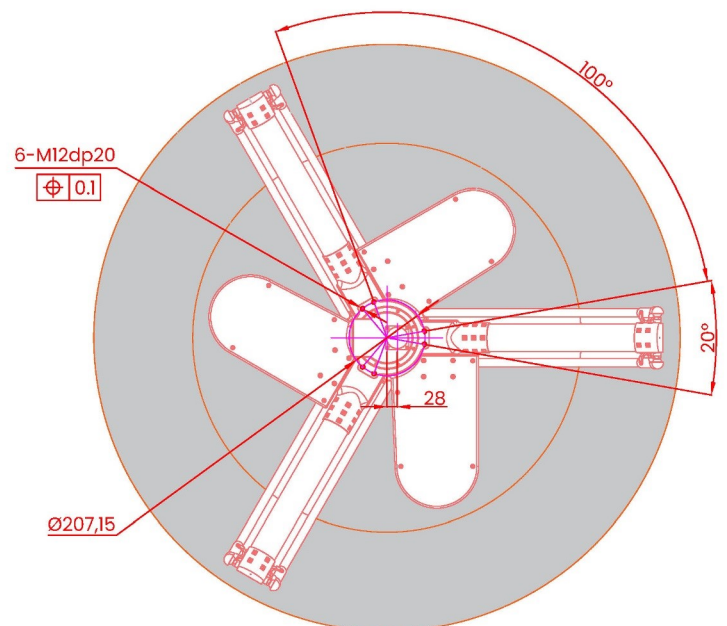
说明:
图示下部加深部分为机器人末端下表面几何中心的运动范围,上部为圆柱空间,并在下部向内收敛。

Instruction:
The bottom gray part is the workplace of bottom surface's center point of the end, which is composed of a cylinder at the top and a circular truncated cone at the bottom.

法兰 Flange (mm)



基座安装 Base installation (mm)



D3PM-1800-P15



高稳定性

大空间

重负载

高旋转精度

High stability

Large space

Heavy load

High rotation precision

型号 Type		D3PM-1800-P15
轴数 Axes		3+1
最大负载 Payload		15kg
机器人本体 Manipulator	重量 Weight	134kg
	工作空间直径 Diameter	1800mm
重复定位精度 repeatability	位置 Position	0.05mm
	旋转 Rotation	0.025°
旋转范围 Rotation range		±360°
允许负载最大旋转惯量 Allowable maximum moment of inertia		0.224kg·m ²
主动臂角度范围 Angle range of actuated arm	上摆 Up	23°
	下摆 Down	71.5°
输入电源 Power supply	三相 Three-phase 380VAC -10%~+10%, 49~61HZ	
电源容量 Power capacity	10KVA	
额定功率 Rated Power	6.2kw	
保存温度 Storage temperature	-10°C~70°C	
工作环境 Work environment	-10°C~50°C, RH≤80%	
防护等级 Protection	IP55	

- ◆ 标准循环时间小于0.6s,满足追求最高负载和最经济需求

The standard cycle time is less than 0.6s, meeting your pursuit for the maximum load and economic.

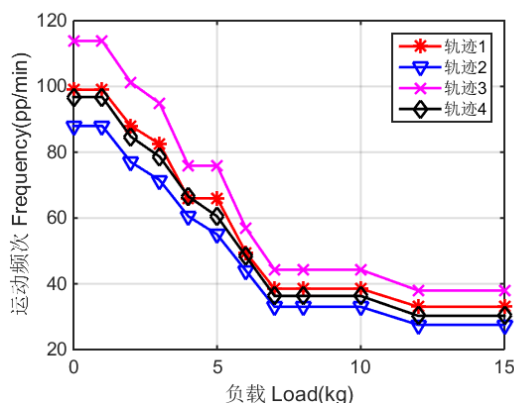
- ◆ 采用旋转伺服电机下置设计, 轻松满足高精度旋转作业需求

Advanced design of the rotational motor on moving platform, enables the robot to be easily achieve high rotation precision.

- ◆ 非常适于食品、医药等行业的高速生产作业, 主要用于较重型物料的装配、搬运、分拣等

The robot is ideal for high-speed production in food and medicine industry. Widely used in assembly, handling and pick-and-place of heavy materials.

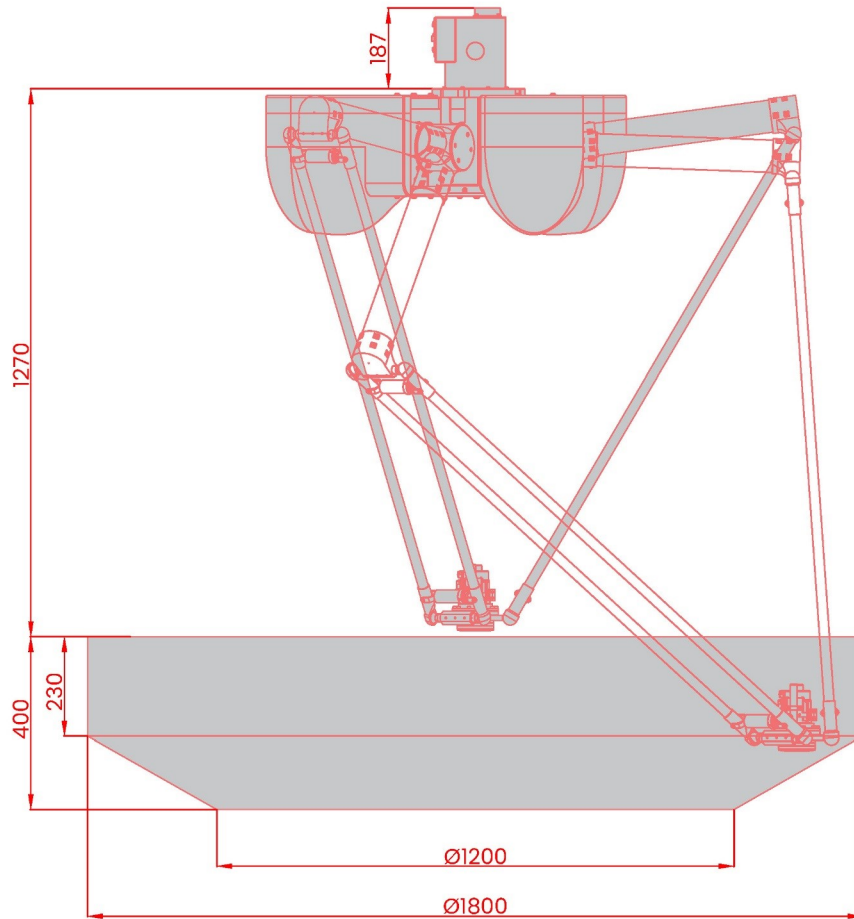
● 负载-频次 Load-Frequency



名称 Name	循环模式 Model	运动距离 Distance
轨迹1 Trajectory1	P1 → P2 → P3 → P4 → P3 → P2 → P1	h=25, b=305
轨迹2 Trajectory2	P1 → P2 → P3 → P4 → P3 → P2 → P1	h=25, b=500
轨迹3 Trajectory3	P1 → P2 → P3 → P2 → P1	h=25, b=305
轨迹4 Trajectory4	P1 → P2 → P3 → P2 → P1	h=25, b=500

特别注意: 图中节拍时间在实际条件下测得, 但根据实际运用情况的不同 (工具数据、路径半径、夹具启动等), 节拍时间也会发生变化。

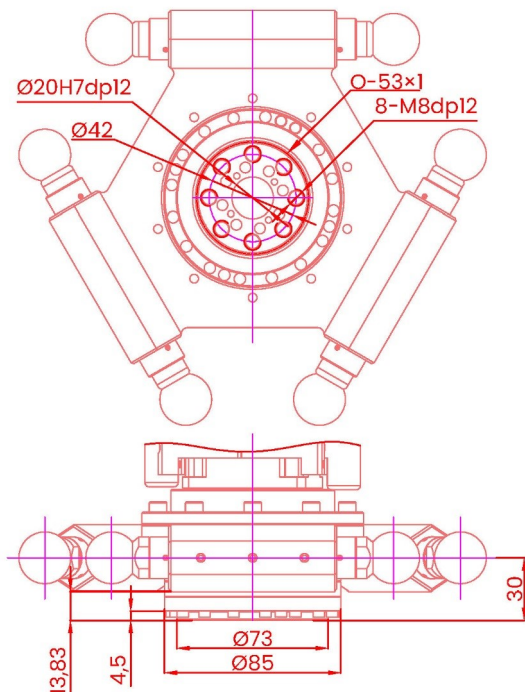
外形尺寸及运动范围
Outline dimensions and Working range (mm)



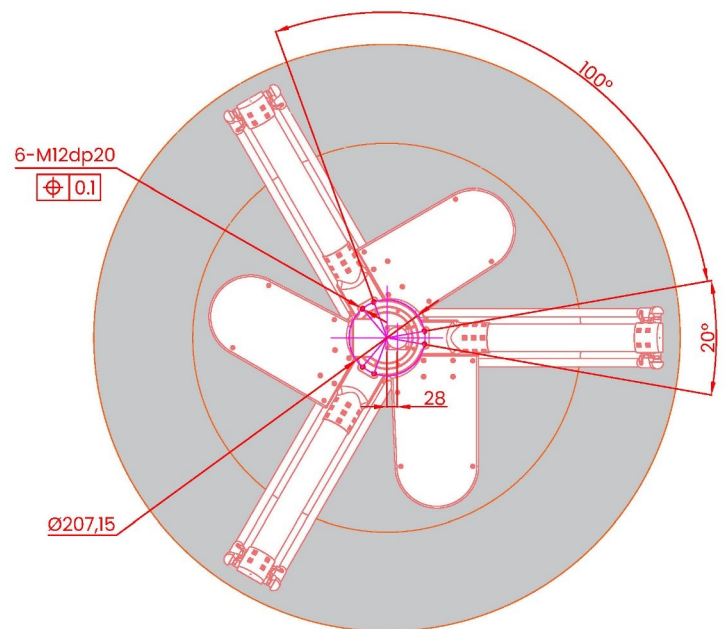
说明:
图示下部加深部分为机器人末端下表面几何中心的运动范围, 上部为圆柱空间, 并在下部向内收敛。

Instruction:
The bottom gray part is the workplace of bottom surface 's center point of the end, which is composed of a cylinder at the top and a circular truncated cone at the bottom.

法兰 Flange (mm)



基座安装 Base installation (mm)



D3PM-1200-P25



高稳定性

大空间

超重负载

高旋转精度

High stability

Large space

Super-heavy load

High rotation precision

型号 Type		D3PM-1200-P25
轴数 Axes		3+1
最大负载 Payload		25kg
机器人本体 Manipulator	重量 Weight	143kg
	工作空间直径 Diameter	1200mm
重复定位精度 repeatability	位置 Position	0.05mm
	旋转 Rotation	0.025°
旋转范围 Rotation range		±360°
允许负载最大旋转惯量 Allowable maximum moment of inertia		0.224kg·m ²
主动臂角度范围 Angle range of actuated arm	上摆 Up	33.8°
	下摆 Down	87.8°
输入电源 Power supply	三相 Three-phase 380VAC -10%~+10%, 49~61HZ	
电源容量 Power capacity	15KVA	
额定功率 Rated Power	9.2kw	
保存温度 Storage temperature	-10°C~70°C	
工作环境 Work environment	-10°C~50°C, RH≤80%	
防护等级 Protection	IP55	

- ◆ 标准循环时间小于0.67s,满足追求最高负载和最经济需求

The standard cycle time is less than 0.67s, meeting your pursuit for the maximum load and economic.

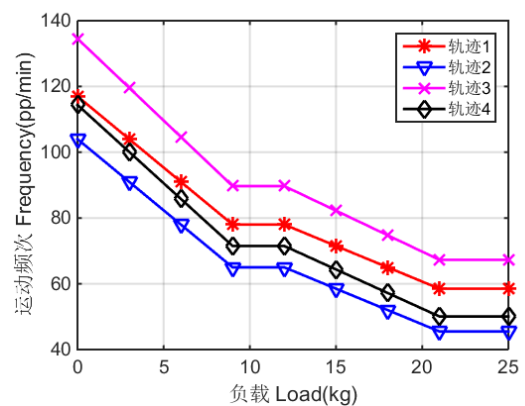
- ◆ 采用旋转伺服电机下置设计, 轻松满足高精度旋转作业需求

Advanced design of the rotational motor on moving platform, enables the robot to be easily achieve high rotation precision.

- ◆ 非常适于食品、医药等行业的高速生产作业, 主要用于较重型物料的装配、搬运、分拣等

The robot is ideal for high-speed production in food and medicine industry. Widely used in assembly, handling and pick-and-place of heavy materials.

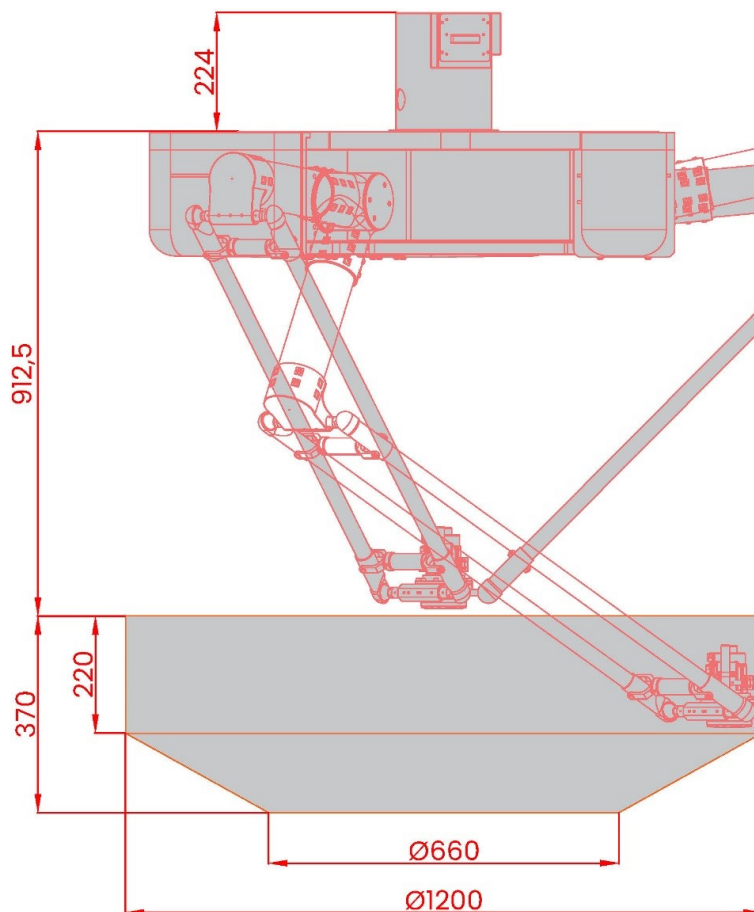
● 负载-频次 Load-Frequency



名称 Name	循环模式 Model	运动距离 Distance
轨迹1 Trajectory1	P1 → P2 → P3 → P4 → P3 → P2 → P1	h=25, b=305
轨迹2 Trajectory2	P1 → P2 → P3 → P4 → P3 → P2 → P1	h=25, b=500
轨迹3 Trajectory3	P1 → P2 → P3 → P2 → P1	h=25, b=305
轨迹4 Trajectory4	P1 → P2 → P3 → P2 → P1	h=25, b=500

特别注意: 图中节拍时间在实际条件下测得, 但根据实际运用情况的不同 (工具数据、路径半径、夹具启动等), 节拍时间也会发生变化。

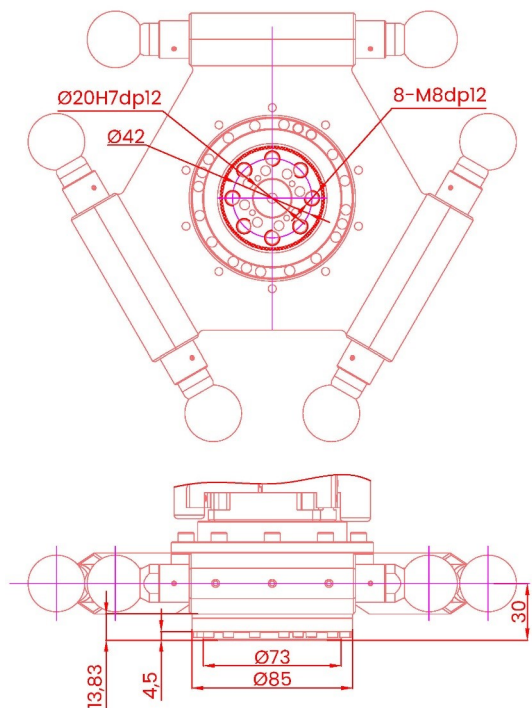
外形尺寸及运动范围
Outline dimensions and Working range (mm)



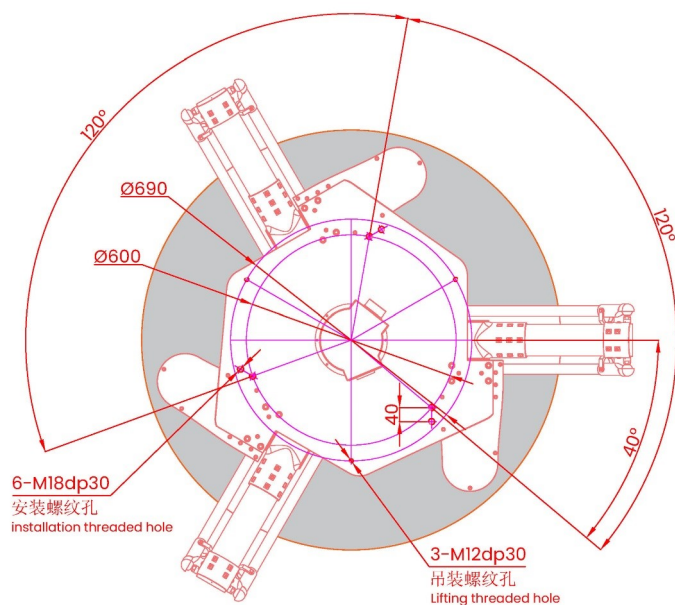
说明：
图示下部加深部分为机器人末端下表面几何中心的运动范围，上部为圆柱空间，并在下部向内收敛。

Instruction:
The bottom gray part is the workplace of bottom surface 's center point of the end, which is composed of a cylinder at the top and a circular truncated cone at the bottom.

法兰 Flange (mm)



基座安装 Base installation (mm)



D3PM-1400-P25



高稳定性
大空间
超重负载
高旋转精度

High stability
Large space
Super-heavy load
High rotation preci-

型号 Type		D3PM-1400-P25
轴数 Axes		3+1
最大负载 Payload		25kg
机器人本体 Manipulator	重量 Weight	146kg
	工作空间直径 Diameter	1400mm
重复定位精度 repeatability	位置 Position	0.05mm
	旋转 Rotation	0.025°
旋转范围 Rotation range		±360°
允许负载最大旋转惯量 Allowable maximum moment of inertia		0.224kg·m ²
主动臂角度范围 Angle range of actuated arm	上摆 Up	33.8°
	下摆 Down	87.8°
输入电源 Power supply	三相 Three-phase 380VAC -10%~+10%, 49~61HZ	
电源容量 Power capacity	15KVA	
额定功率 Rated Power	9.2kw	
保存温度 Storage temperature	-10°C~70°C	
工作环境 Work environment	-10°C~50°C, RH≤80%	
防护等级 Protection	IP55	

◆ 标准循环时间小于0.67s,满足追求最高负载和最经济需求

The standard cycle time is less than 0.67s, meeting your pursuit for the maximum load and economic.

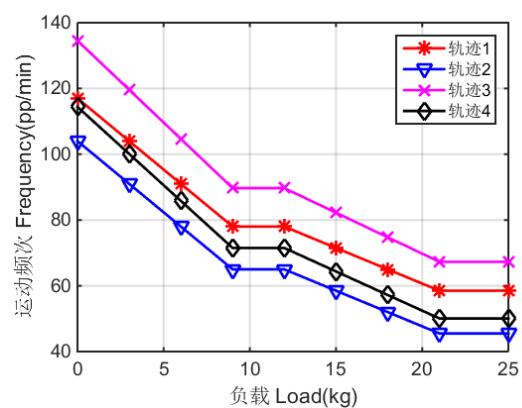
◆ 采用旋转伺服电机下置设计, 轻松满足高精度旋转作业需求

Advanced design of the rotational motor on moving platform, enables the robot to be easily achieve high rotation precision.

◆ 非常适于食品、医药等行业的高速生产作业, 主要用于较重型物料的装配、搬运、分拣等

The robot is ideal for high-speed production in food and medicine industry. Widely used in assembly, handling and pick-and-place of heavy materials.

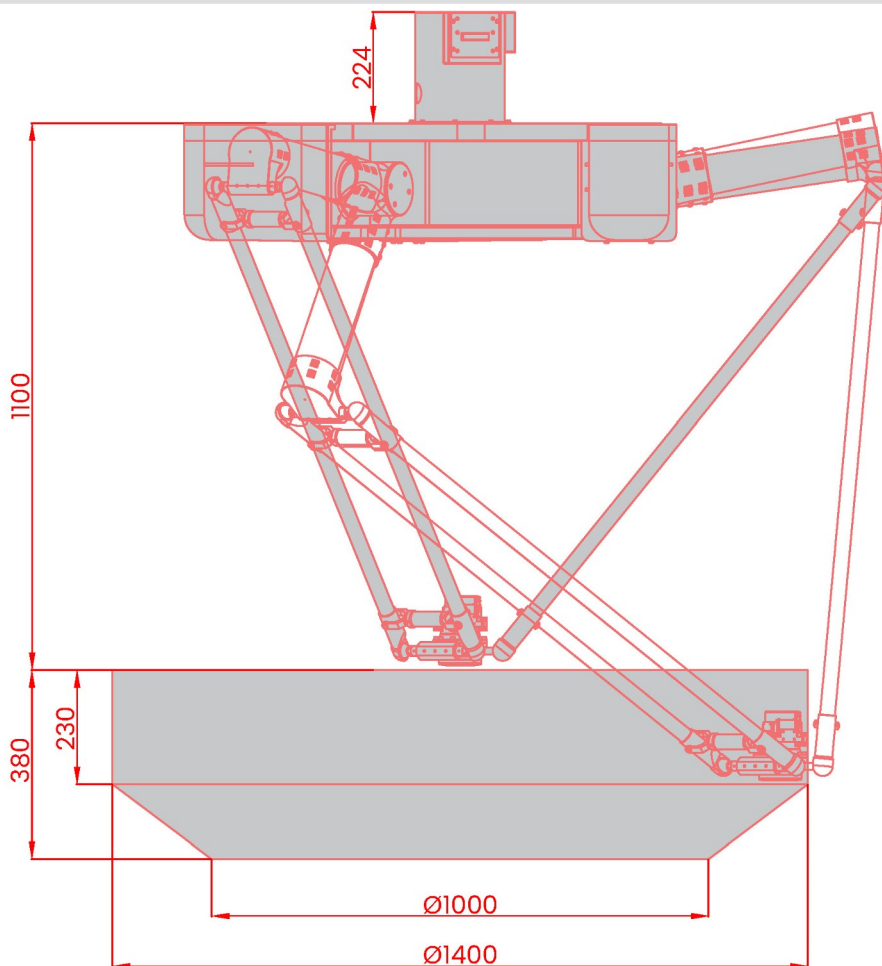
● 负载-频次 Load-Frequency



名称 Name	循环模式 Model	运动距离 Distance
轨迹1 Trajectory1	P1 → P2 → P3 → P4 → P3 → P2 → P1	h=25, b=305
轨迹2 Trajectory2	P1 → P2 → P3 → P4 → P3 → P2 → P1	h=25, b=500
轨迹3 Trajectory3	P1 → P2 → P3 → P2 → P1	h=25, b=305
轨迹4 Trajectory4	P1 → P2 → P3 → P2 → P1	h=25, b=500

特别注意: 图中节拍时间在实际条件下测得, 但根据实际运用情况的不同 (工具数据、路径半径、夹具启动等), 节拍时间也会发生变化。

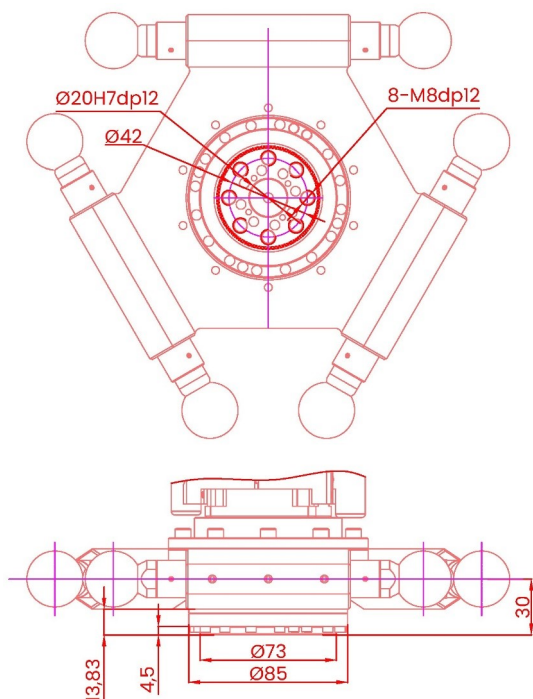
外形尺寸及运动范围
Outline dimensions and Working range (mm)



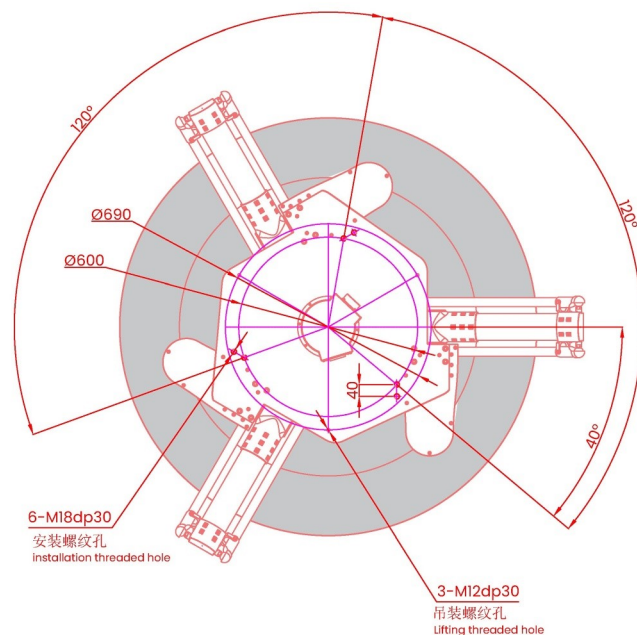
说明:
图示下部加深部分为机器人末端下表面几何中心的运动范围，上部为圆柱空间，并在下部向内收敛。

Instruction:
The bottom gray part is the workplace of bottom surface 's center point of the end, which is composed of a cylinder at the top and a circular truncated cone at the bottom.

法兰 Flange (mm)



基座安装 Base installation (mm)



D3PM-1800-P25



高稳定性
超大空间
超重负载
高旋转精度

High stability
Super-large space
Super-heavy load
High rotation precision

型号 Type		D3PM-1800-P25
轴数 Axes		3+1
最大负载 Payload		25kg
机器人本体 Manipulator	重量 Weight	149kg
	工作空间直径 Diameter	1800mm
重复定位精度 repeatability	位置 Position	0.05mm
	旋转 Rotation	0.05°
旋转范围 Rotation range		±360°
允许负载最大旋转惯量 Allowable maximum moment of inertia		0.224kg·m ²
主动臂角度范围 Angle range of actuated arm	上摆 Up	42°
	下摆 Down	75°
输入电源 Power supply	三相 Three-phase 380VAC -10%~+10%, 49~61HZ	
电源容量 Power capacity	15KVA	
额定功率 Rated Power	9.2kw	
保存温度 Storage temperature	-10°C~70°C	
工作环境 Work environment	-10°C~50°C, RH≤80%	
防护等级 Protection	IP55	

- ◆ 标准循环时间小于0.67s,满足追求最高负载和最经济需求

The standard cycle time is less than 0.67s, meeting your pursuit for the maximum load and economic.

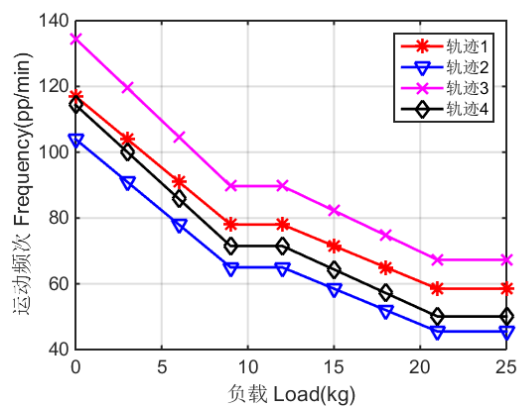
- ◆ 采用旋转伺服电机下置设计, 轻松满足高精度旋转作业需求

Advanced design of the rotational motor on moving platform, enables the robot to be easily achieve high rotation precision.

- ◆ 非常适于食品、医药等行业的高速生产作业, 主要用于较重型物料的装配、搬运、分拣等

The robot is ideal for high-speed production in food and medicine industry. Widely used in assembly, handling and pick-and-place of heavy materials.

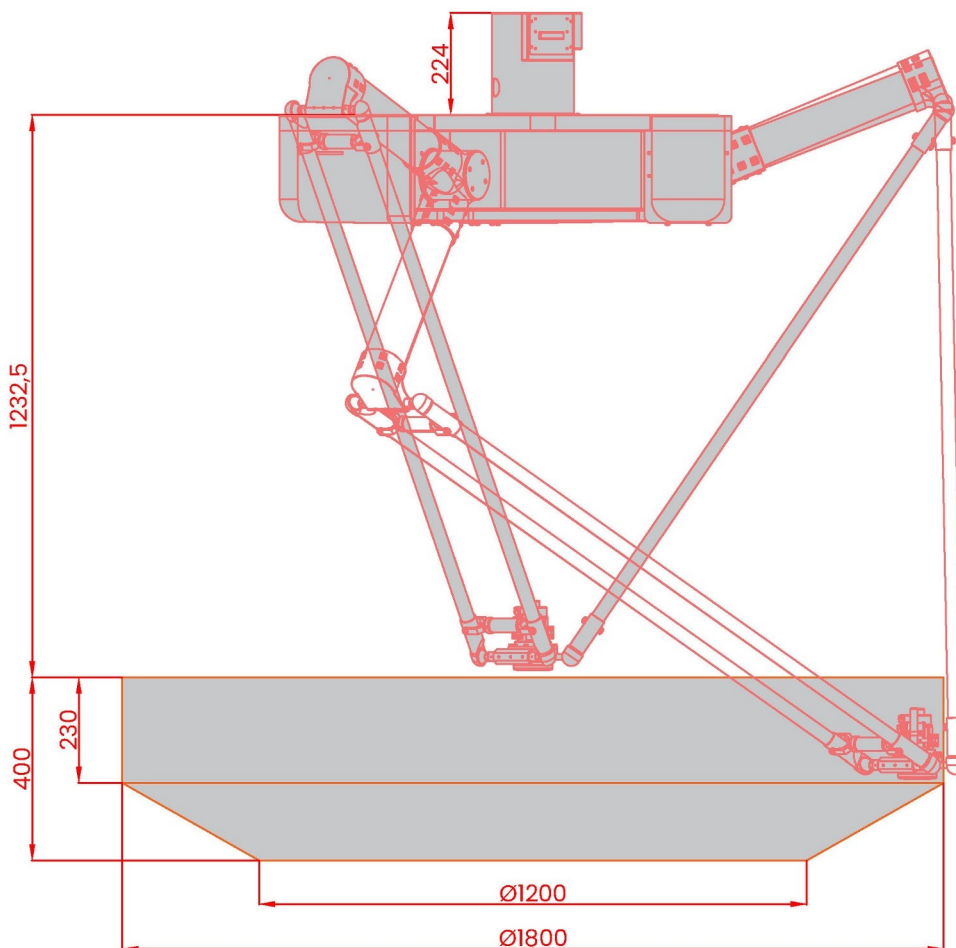
● 负载-频次 Load-Frequency



名称 Name	循环模式 Model	运动距离 Distance
轨迹1 Trajectory1	P1 → P2 → P3 → P4 → P3 → P2 → P1	h=25, b=305
轨迹2 Trajectory2	P1 → P2 → P3 → P4 → P3 → P2 → P1	h=25, b=500
轨迹3 Trajectory3	P1 → P2 → P3 → P2 → P1	h=25, b=305
轨迹4 Trajectory4	P1 → P2 → P3 → P2 → P1	h=25, b=500

特别注意: 图中节拍时间在实际条件下测得, 但根据实际运用情况的不同 (工具数据、路径半径、夹具启动等), 节拍时间也会发生变化。

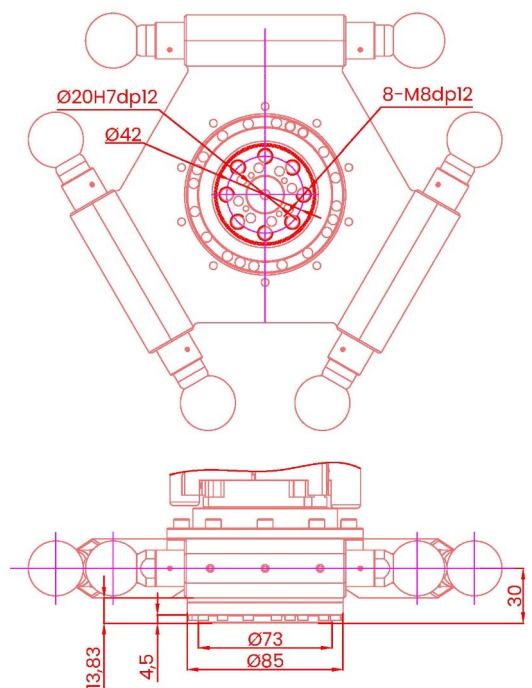
外形尺寸及运动范围
Outline dimensions and Working range (mm)



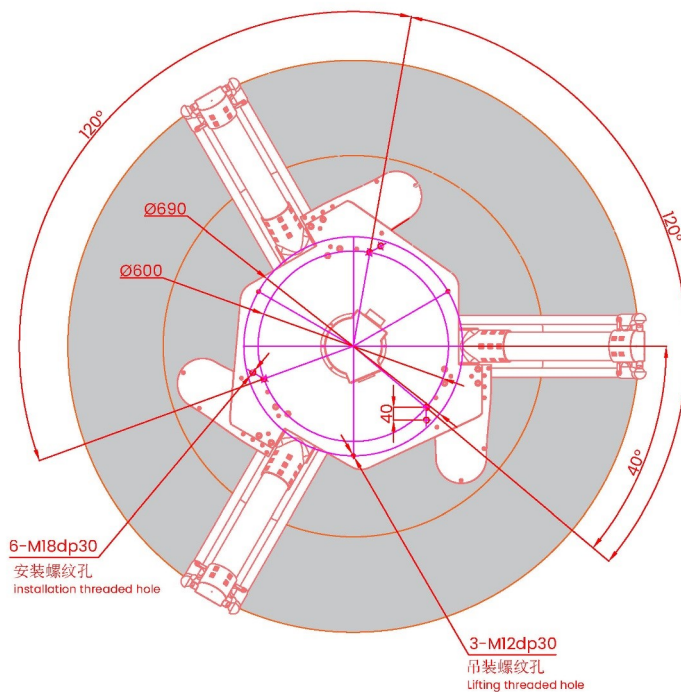
说明：
图示下部加深部分为机器人末端下表面几何中心的运动范围，上部为圆柱空间，并在下部向内收敛。

Instruction:
The bottom gray part is the workplace of bottom surface 's center point of the end, which is composed of a cylinder at the top and a circular truncated cone at the bottom.

法兰 Flange (mm)



基座安装 Base installation (mm)



D3PM-2200-P25



高稳定性
超大空间
超重负载
高旋转精度

High stability
Super-large space
Super-heavy load
High rotation precision

型号 Type		D3PM-2200-P25
轴数 Axes		3+1
最大负载 Payload		25kg
机器人本体 Manipulator	重量 Weight	153kg
	工作空间直径 Diameter	2200mm
重复定位精度 repeatability	位置 Position	0.05mm
	旋转 Rotation	0.05°
旋转范围 Rotation range		±360°
允许负载最大旋转惯量 Allowable maximum moment of inertia		0.224kg·m ²
主动臂角度范围 Angle range of actuated arm	上摆 Up	33.2°
	下摆 Down	78.5°
输入电源 Power supply	三相 Three-phase 380VAC -10%~+10%, 49~61HZ	
电源容量 Power capacity	15KVA	
额定功率 Rated Power	9.2kw	
保存温度 Storage temperature	-10°C~70°C	
工作环境 Work environment	-10°C~50°C, RH≤80%	
防护等级 Protection	IP55	

- ◆ 标准循环时间小于0.67s,满足追求最高负载和最大空间需求

The standard cycle time is less than 0.67s, meeting your pursuit for the maximum load and maximum space.

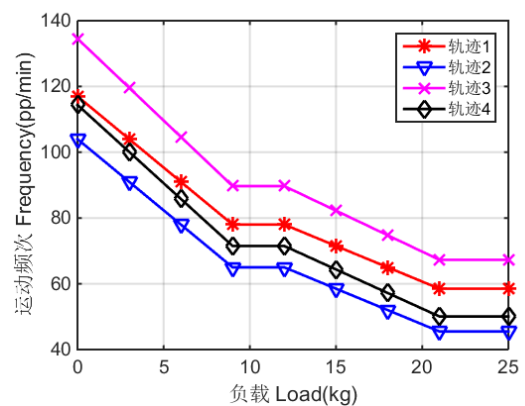
- ◆ 采用旋转伺服电机下置设计, 轻松满足高精度旋转作业需求

Advanced design of the rotational motor on moving platform, enables the robot to be easily achieve high rotation precision.

- ◆ 非常适于食品、医药等行业的高速生产作业, 主要用于较重型物料的装配、搬运、分拣等

The robot is ideal for high-speed production in food and medicine industry. Widely used in assembly, handling and pick-and-place of heavy materials.

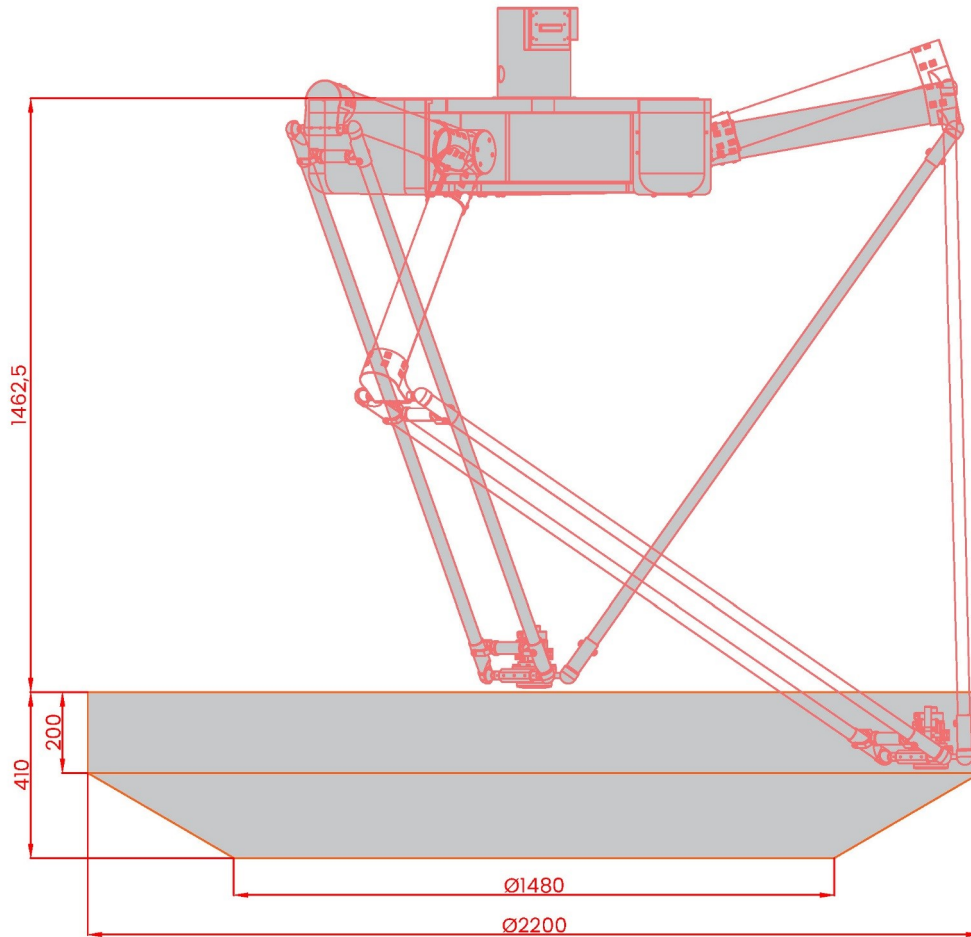
● 负载-频次 Load-Frequency



名称 Name	循环模式 Model	运动距离 Distance
轨迹1 Trajectory1	P1 → P2 → P3 → P4 → P3 → P2 → P1	h=25, b=305
轨迹2 Trajectory2	P1 → P2 → P3 → P4 → P3 → P2 → P1	h=25, b=500
轨迹3 Trajectory3	P1 → P2 → P3 → P2 → P1	h=25, b=305
轨迹4 Trajectory4	P1 → P2 → P3 → P2 → P1	h=25, b=500

特别注意: 图中节拍时间在实际条件下测得, 但根据实际运用情况的不同 (工具数据、路径半径、夹具启动等), 节拍时间也会发生变化。

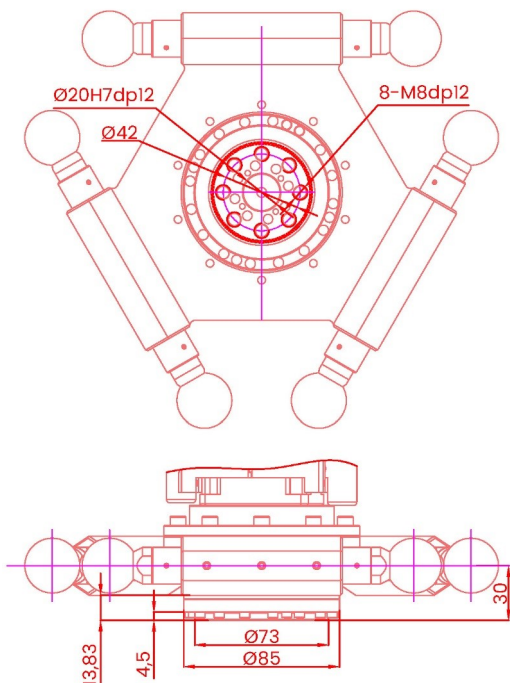
外形尺寸及运动范围
Outline dimensions and Working range (mm)



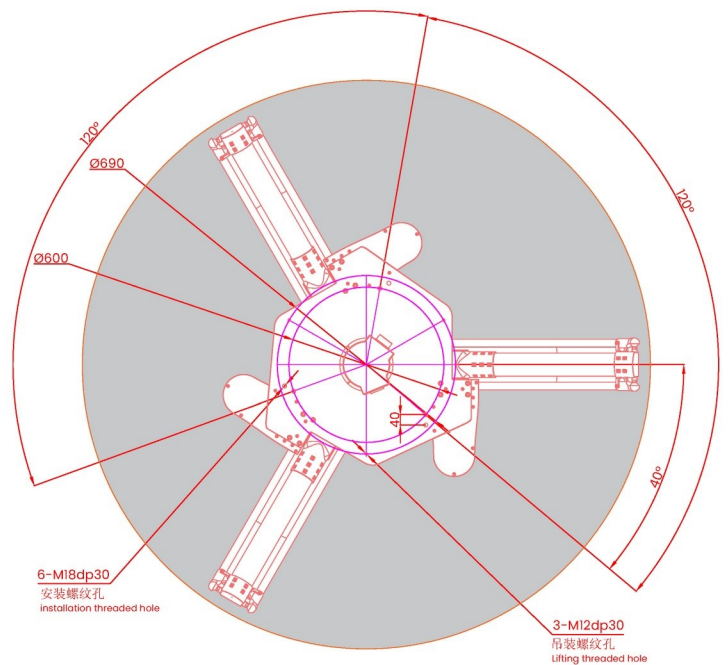
说明：
图示下部加深部分为
机器人末端下表面几
何中心的运动范围，
上部为圆柱空间，并
在下部向内收敛。

Instruction:
The bottom gray part is the work-
place of bottom
surface 's center
point of the end,
which is composed
of a cylinder at the
top and a circular
truncated cone at
the bottom.

法兰 Flange (mm)



基座安装 Base installation (mm)



D3PM-2800-P25



高稳定性
超大空间
超重负载
高旋转精度

High stability
Super-large space
Super-heavy load
High rotation precision

型号 Type		D3PM-2200-P25
轴数 Axes		3+1
最大负载 Payload		25kg
机器人本体 Manipulator	重量 Weight	173kg
	工作空间直径 Diameter	2800mm
重复定位精度 repeatability	位置 Position	0.05mm
	旋转 Rotation	0.05°
旋转范围 Rotation range		±360°
允许负载最大旋转惯量 Allowable maximum moment of inertia		0.224kg·m ²
主动臂角度范围 Angle range of actuated arm	上摆 Up	33.2°
	下摆 Down	78.5°
输入电源 Power supply	三相 Three-phase 380VAC -10%~+10%, 49~61HZ	
电源容量 Power capacity	15KVA	
额定功率 Rated Power	9.2kw	
保存温度 Storage temperature	-10°C~70°C	
工作环境 Work environment	-10°C~50°C, RH≤80%	
防护等级 Protection	IP55	

◆ 标准循环时间小于0.67s,满足追求最高负载和最大空间需求

The standard cycle time is less than 0.67s, meeting your pursuit for the maximum load and maximum space.

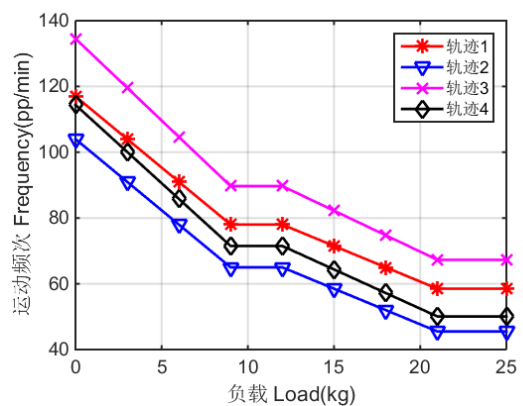
◆ 采用旋转伺服电机下置设计, 轻松满足高精度旋转作业需求

Advanced design of the rotational motor on moving platform, enables the robot to be easily achieve high rotation precision.

◆ 非常适于食品、医药等行业的高速生产作业, 主要用于较重型物料的装配、搬运、分拣等

The robot is ideal for high-speed production in food and medicine industry. Widely used in assembly, handling and pick-and-place of heavy materials.

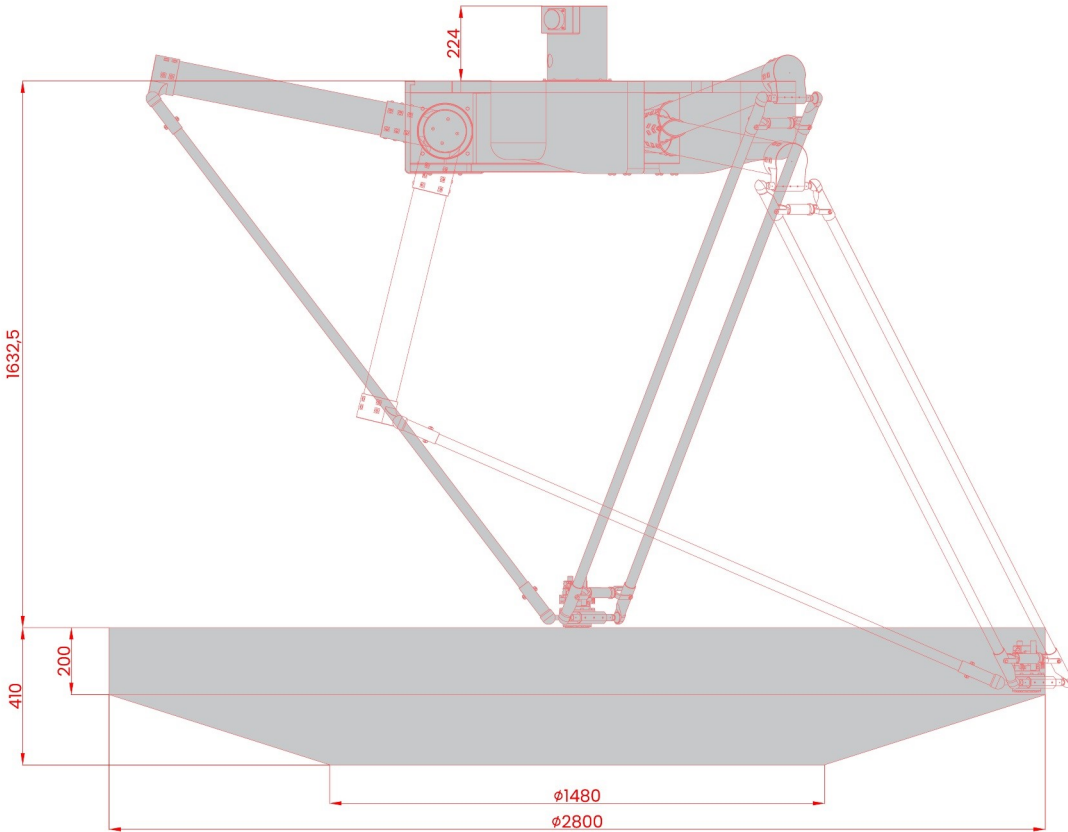
● 负载-频次 Load-Frequency



名称 Name	循环模式 Model	运动距离 Distance
轨迹1 Trajectory1	P1 → P2 → P3 → P4 → P3 → P2 → P1	h=25, b=305
轨迹2 Trajectory2	P1 → P2 → P3 → P4 → P3 → P2 → P1	h=25, b=500
轨迹3 Trajectory3	P1 → P2 → P3 → P2 → P1	h=25, b=305
轨迹4 Trajectory4	P1 → P2 → P3 → P2 → P1	h=25, b=500

特别注意: 图中节拍时间在实际条件下测得, 但根据实际运用情况的不同 (工具数据、路径半径、夹具启动等), 节拍时间也会发生变化。

外形尺寸及运动范围
Outline dimensions and Working range (mm)



说明：
图示下部加深部分为机器人末端下表面几何中心的运动范围，上部为圆柱空间，并在下部向内收敛。

Instruction:
The bottom gray part is the workplace of bottom surface's center point of the end, which is composed of a cylinder at the top and a circular truncated cone at the bottom.

法兰 Flange (mm)

基座安装 Base installation (mm)

